

MODULAR SHOWER ścianka do montażu dodatkowego panela, 900 mm



Kod: MS2A-90

Rozmiary

Wysokość: 2000 mm

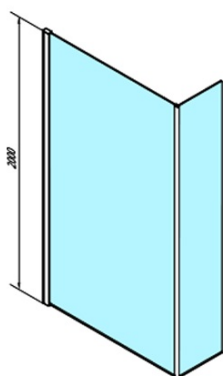
Głębokość: 900 mm

Właściwości

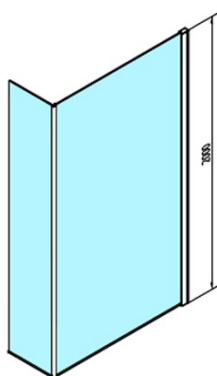
Gwarancja: 2 lata



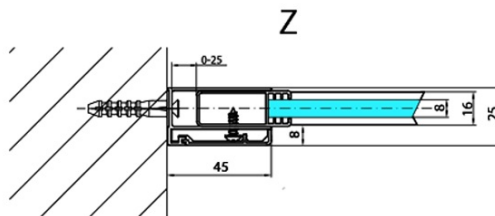
Karta techniczna



MS2A-xxx+MS2B-xxdL



MS2A-xxx+MS2B-xxdR



ARTICLE	A
MS2A-80	776-801
MS2A-90	876-901
MS2A-100	976-1001
MS2A-110	1076-1101
MS2A-120	1176-1201

ARTICLE	B
MS2B-30	280
MS2B-40	380
MS2B-60	580
MS2B-80	780
MS2B-100	980
MS2B-120	1180

