

FORTIS EDGE shower door without profile 900mm, clear glass, right



Order code: FL1290R

Basic information

Brand: Polysan
Series: FORTIS EDGE

Size

Width: 900 mm
Height: 2000 mm

Properties

Profile colour: Chrome - polished aluminum
Shape: Combinable door
Type of opening: Single pivot door
Opening direction: Right
Glass colour: TRANSPARENT glass
Glass finish: Antidrop
Glass thickness: 8 mm
Weight / Piece: 44.5 kg
Packaging: 1 Piece
Warranty: 2 years



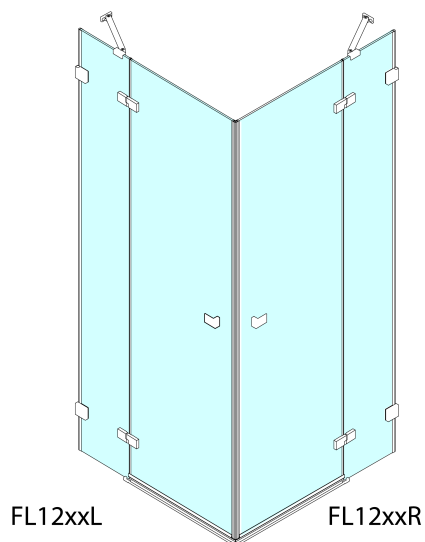
Spare parts

Acrylic seal glass/floor (shower tray), lenght 1000mm for 8mm glass (Order code: 309D-08)

FORTIS EDGE shower door without profile 900mm, clear glass, right



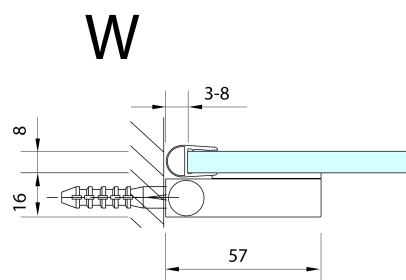
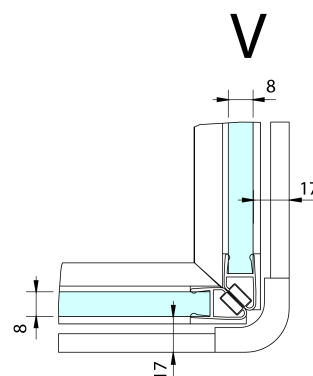
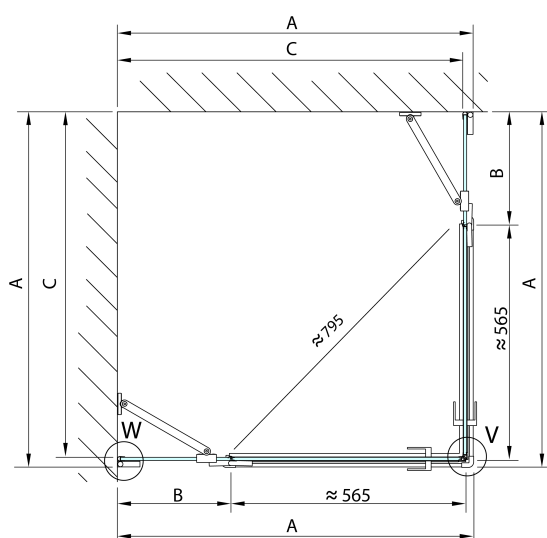
Technical sheet



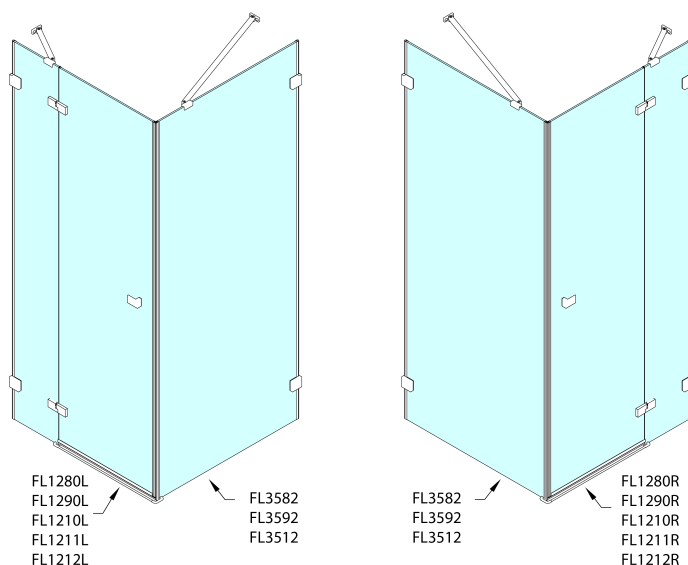
	A (mm)	B (mm)	C (mm)
FL1280	790-795	≈ 190	766-771
FL1290	890-895	≈ 290	866-871
FL1210	990-995	≈ 390	966-971
FL1211	1090-1095	≈ 490	1066-1071
FL1212	1190-1195	≈ 590	1166-1171

CZ: Stavební připravenost pro montáž na dlažbu kóty C=rozměr k vnitřní straně skla.

EN: Construction readiness for floor mounting dimension C= distance to inside of glass panel.



FORTIS EDGE shower door without profile 900mm, clear glass, right



	A (mm)	B (mm)	C (mm)
FL1280	790-795	≈ 190	766-771
FL1290	890-895	≈ 290	866-871
FL1210	990-995	≈ 390	966-971
FL1211	1090-1095	≈ 490	1066-1071
FL1212	1190-1195	≈ 590	1166-1171

	D (mm)	E (mm)
FL3582	790-795	766-771
FL3592	890-895	866-871
FL3512	990-995	966-971

CZ: Stavební připravenost pro montáž na dlažbu kóty C, E=rozměr k vnitřní straně skla.

EN: Construction readiness for floor mounting dimension C, E= distance to inside of glass panel.

