

ALTIS LINE BLACK Sliding Shower Door 1570-1610mm, (H) 2000mm, clear glass



Order code: AL4312B

Basic information

Brand: Polysan
Series: ALTIS LINE

Size

Width: 1600 mm
Height: 2000 mm

Properties

Color profile: Black mat
Shape: Niche door
Type of opening: Sliding door
Opening direction: Universal
Opening width: 675 mm
Glass colour: TRANSPARENT glass
Glass finish: Antidrop
Glass thickness: 8 mm
Installation width from: 1570 mm
Installation width up to: 1610 mm
Properties: Frameless design
Weight / Piece: 37.0 kg
Packing: 1 Piece
Guarantee: 2 years



Spare parts

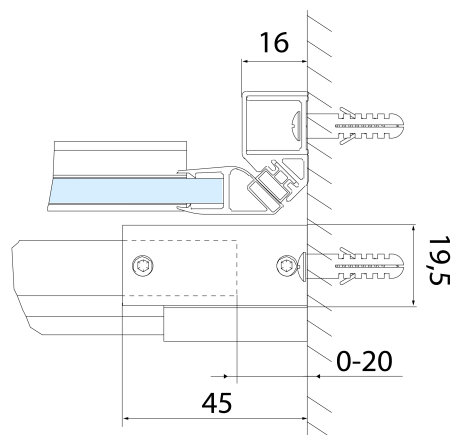
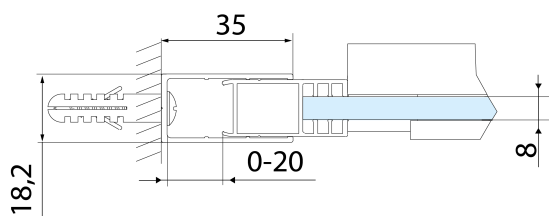
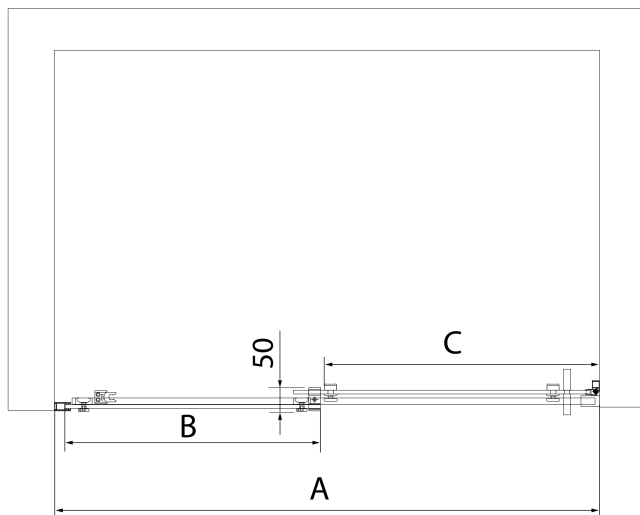
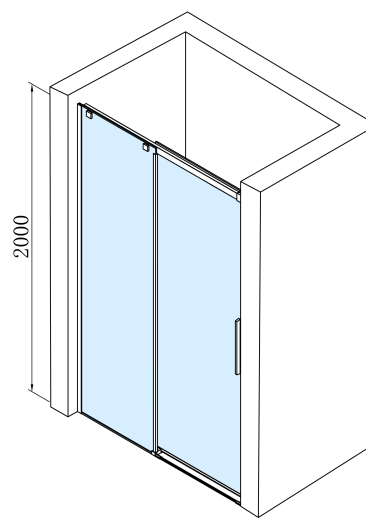
ALTIS LINE BLACK lower seal 8 mm (Order code: NDALB04)
ALTIS LINE BLACK installation set (Order code: NDALB01)
ALTIS LINE BLACK handle (Order code: NDALB-MADLO)
ALTIS LINE BLACK set of screw covers (Order code: NDALB06)
ALTIS LINE BLACK roller (Order code: NDALB08)
ALTIS LINE BLACK set of vertical seals (Order code: NDALB02)
ALTIS LINE BLACK overflow rail 1000 mm with end caps (Order code: NDALB05)

ALTIS LINE BLACK Sliding Shower Door 1570-1610mm, (H) 2000mm, clear glass

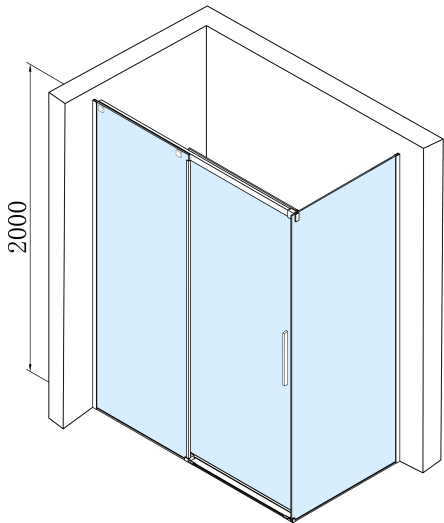


Technical sheet

MODEL	A	B	C
AL3912B	1070-1110	498	425
AL3012B	1170-1210	548	475
AL4012B	1270-1310	598	525
AL4112B	1370-1410	648	575
AL4212B	1470-1510	698	625
AL4312B	1570-1610	748	675



ALTIS LINE BLACK Sliding Shower Door 1570-1610mm, (H) 2000mm, clear glass



MODEL	A	B	C
AL3912B	1082-1122	498	425
AL3012B	1182-1222	548	475
AL4012B	1282-1322	598	525
AL4112B	1382-1422	648	575
AL4212B	1482-1522	698	625
AL4312B	1582-1622	748	675

MODEL	D
AL5912B	780-800
AL6012B	880-900
AL6112B	980-1000

