

ALTIS LINE Sliding Shower Door 1470-1510mm, (H) 2000mm, clear glass



Order code: AL4215C

Basic information

Brand: Polysan
Series: ALTIS LINE

Size

Width: 1500 mm
Height: 2000 mm

Properties

Color profile: Chrome - Brushed aluminum
Shape: Niche door
Type of opening: Sliding door
Opening direction: Universal
Opening width: 625 mm
Glass colour: TRANSPARENT glass
Glass finish: Antidrop
Glass thickness: 8 mm
Installation width from: 1470 mm
Installation width up to: 1510 mm
Properties: Frameless design
Weight / Piece: 35.0 kg
Packing: 1 Piece
Guarantee: 2 years



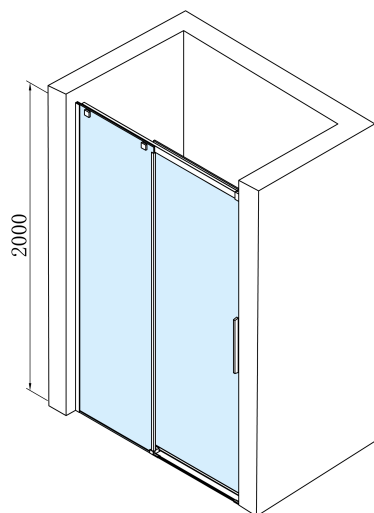
Spare parts

DRAGON, FONDURA, ALTIS LINE bottom seal, 1000 mm (Order code: NDGD02)
ALTIS LINE roller (Order code: NDAL04)
ALTIS LINE/ROLLS LINE/DRAGON set of screw covers (Order code: NDAL03)
ALTIS LINE set of vertical seals (Order code: NDAL06)
FONDURA seal glass/floor (Order code: NDAL02)
ALTIS LINE handle (Order code: NDAL-MADLO)
FONDURA, ONE overflow rail 1000 mm with end caps (Order code: NDAL05)
ALTIS LINE installation set (Order code: NDAL01)

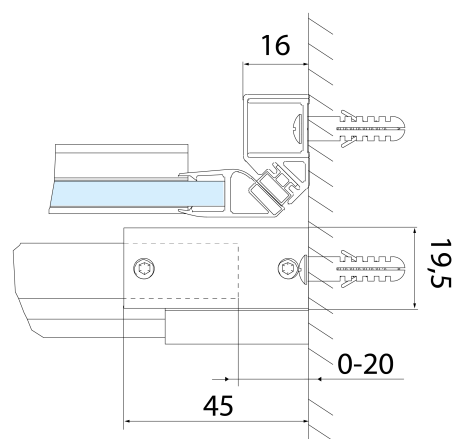
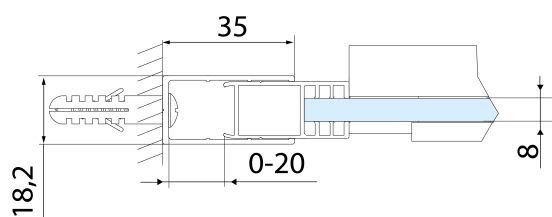
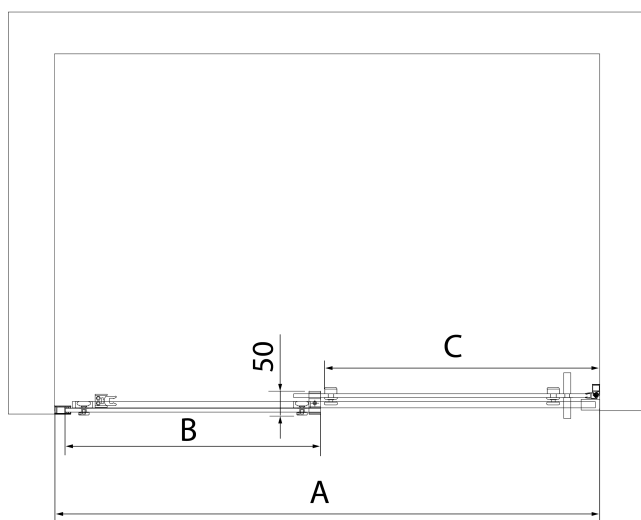
ALTIS LINE Sliding Shower Door 1470-1510mm, (H) 2000mm, clear glass



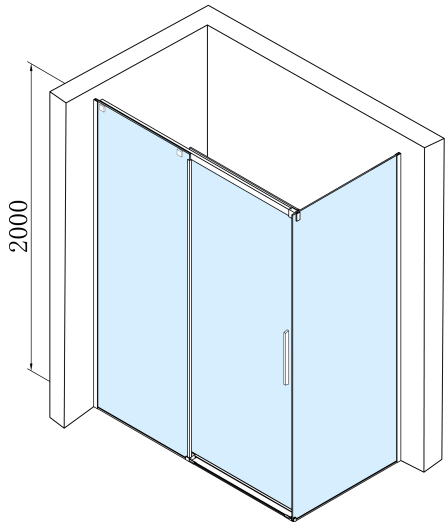
Technical sheet



MODEL	A	B	C
AL3915C	1070-1110	498	425
AL3015C	1170-1210	548	475
AL4015C	1270-1310	598	525
AL4115C	1370-1410	648	575
AL4215C	1470-1510	698	625
AL4315C	1570-1610	748	675



**ALTIS LINE Sliding Shower Door 1470-1510mm, (H)
2000mm, clear glass**



MODEL	A	B	C
AL3915C	1082-1122	498	425
AL3015C	1182-1222	548	475
AL4015C	1282-1322	598	525
AL4115C	1382-1422	648	575
AL4215C	1482-1522	698	625
AL4315C	1582-1622	748	675

MODEL	D
AL5915C	780-800
AL6015C	880-900
AL6115C	980-1000

