

Order code: EL1638

Basic information

Brand: Polysan

Series: EASY

Size

Width: 900 mm

Height: 1900 mm

Properties

Profile colour: Chrome - polished aluminum

Shape: Alcove door

Type of opening: Single pivot door

Opening direction: Versatile

Opening width: 500 mm

Glass colour: BRICK glass

Glass thickness: 6 mm

Installation width from: 760 mm

Installation width up to: 900 mm

Properties: Framed design

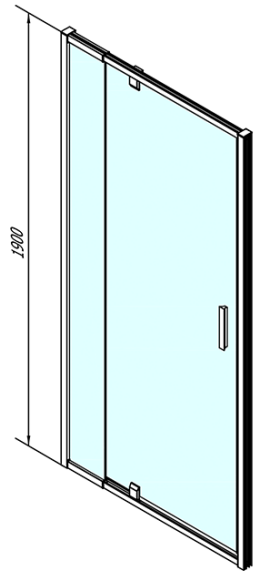
Weight / Piece: 28.0 kg

Packaging: 1 Piece

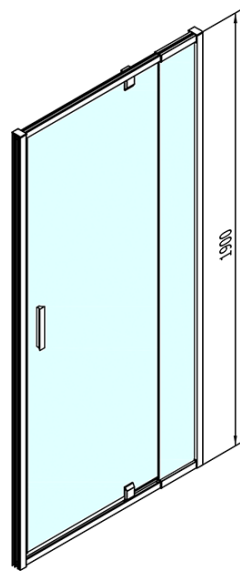
Warranty: 2 years



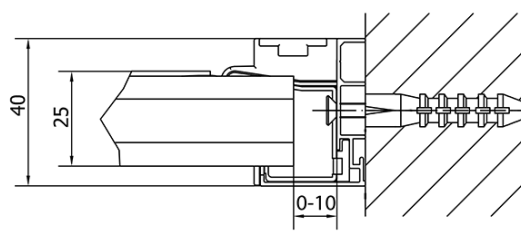
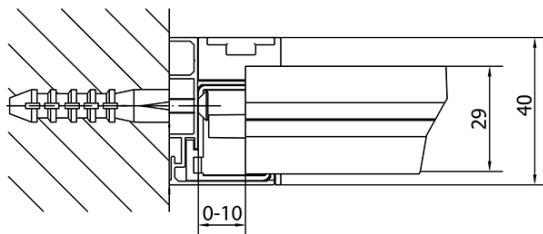
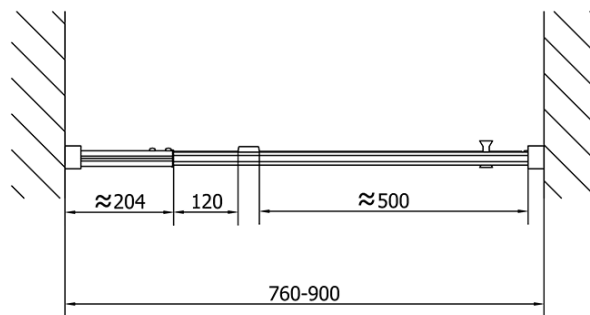
Technical sheet

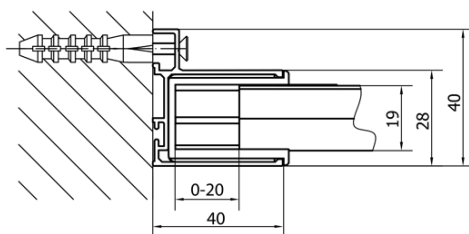
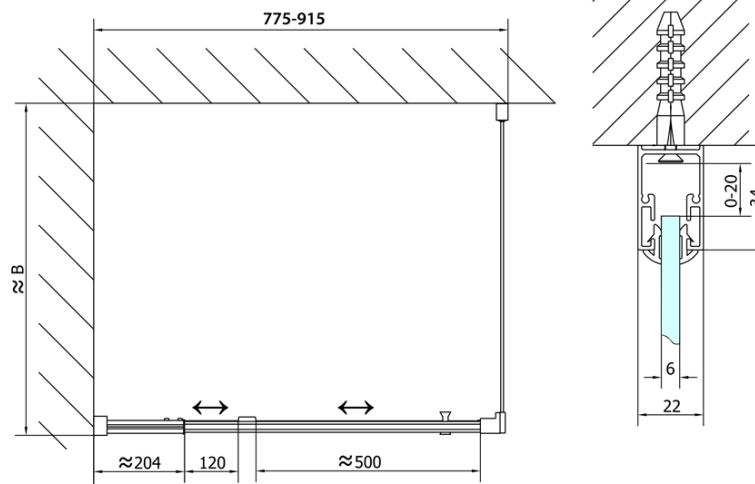
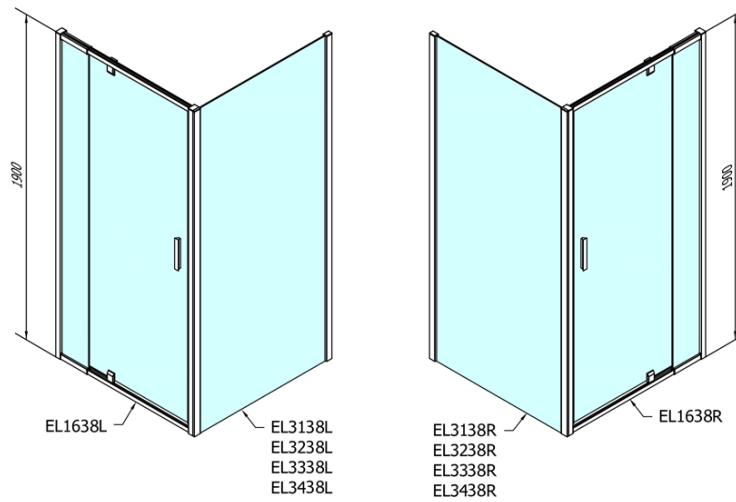


EL1638L



EL1638R





	B
EL1638-EL3138	680-700
EL1638-EL3238	780-800
EL1638-EL3338	880-900
EL1638-EL3438	980-1000