

**Order code:** EL1910

## Basic information

**Brand:** Polysan  
**Series:** EASY

## Size

**Width:** 1000 mm  
**Height:** 1900 mm

## Properties

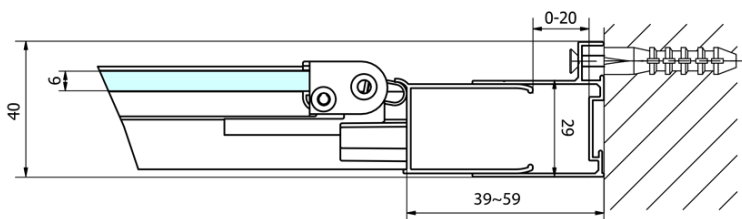
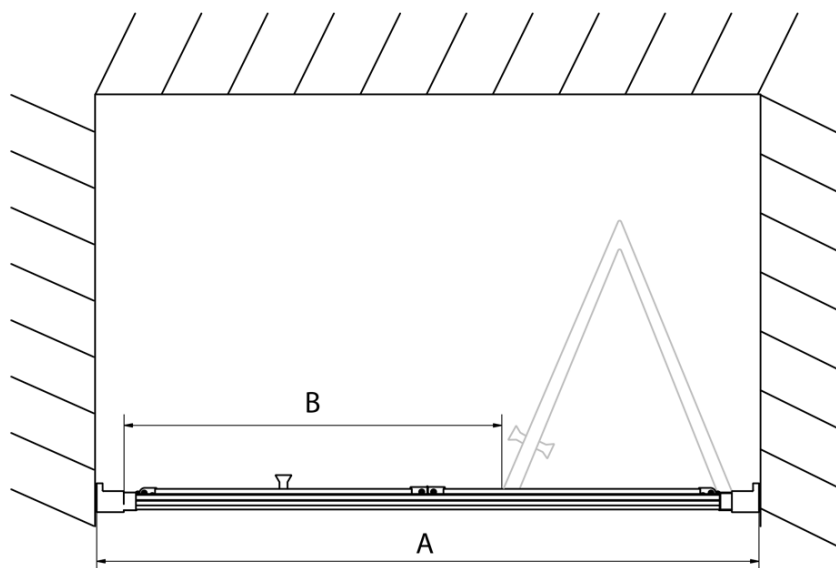
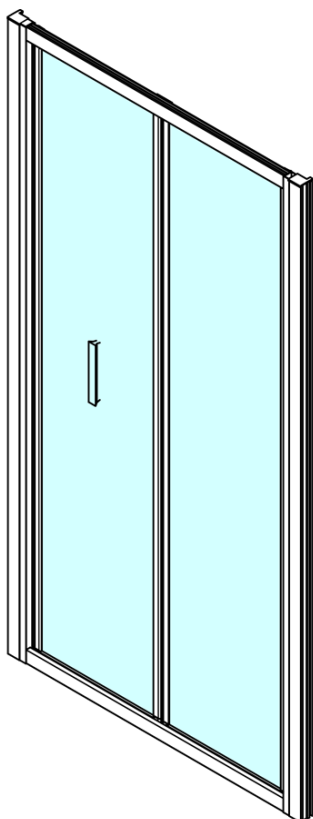
**Profile colour:** Chrome - polished aluminum  
**Shape:** Alcove door  
**Type of opening:** Folding door  
**Opening direction:** Versatile  
**Opening width:** 625 mm  
**Glass colour:** TRANSPARENT glass  
**Glass thickness:** 6 mm  
**Installation width from:** 970 mm  
**Installation width up to:** 1010 mm  
**Properties:** Framed design  
**Weight / Piece:** 31.0 kg  
**Packaging:** 1 Piece  
**Warranty:** 2 years



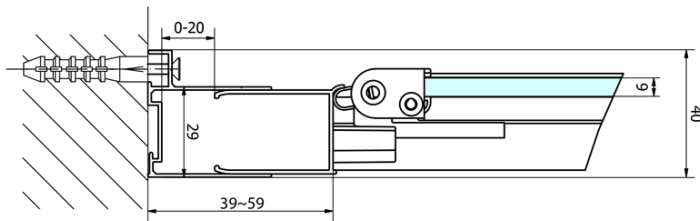
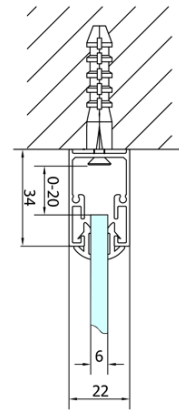
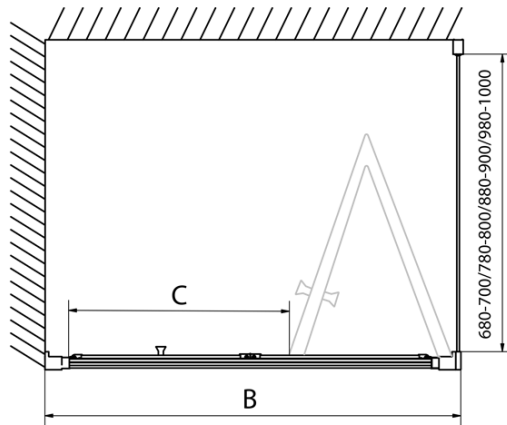
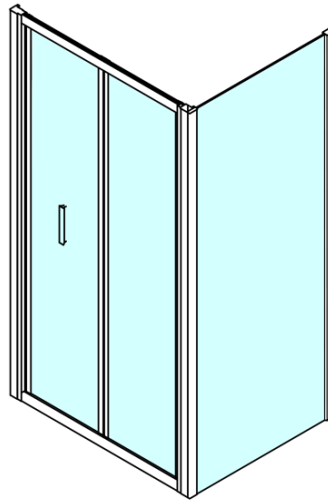
## Spare parts

EASY handle, pair (Order code: NDEL11)

Technical sheet



Type	EL1970	EL1980	EL1990	EL1910
A	670~710	770~810	870~910	970~1010
B	390	480	550	625



Type	EL1970	EL1980	EL1990	EL1910
B	686~726	786~826	886~926	986~1026
C	390	480	550	625