

**Order code:** FL1011L

## Basic information

**Brand:** Polysan  
**Series:** FORTIS LINE

## Size

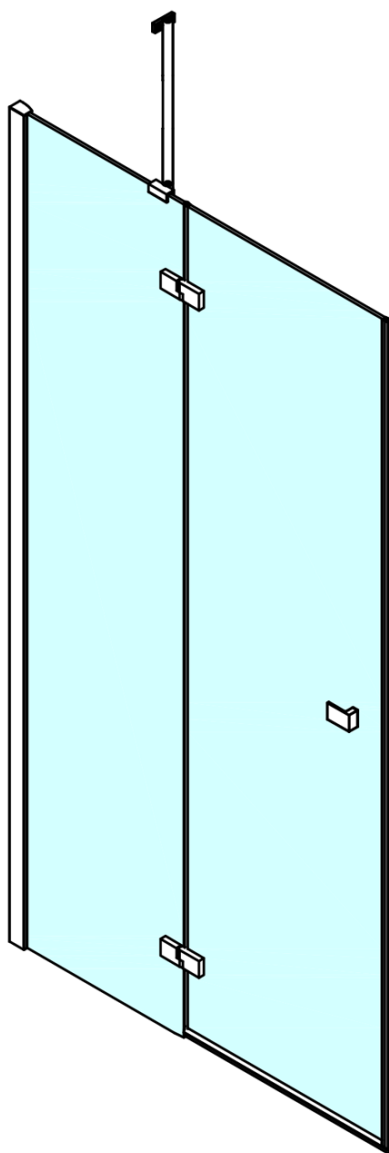
**Width:** 1100 mm  
**Height:** 2000 mm

## Properties


**Color profile:** Chrome - Brushed aluminum  
**Shape:** Doors for combining  
**Type of opening:** Opening single wing  
**Glass colour:** TRANSPARENT glass  
**Glass finish:** Antidrop  
**Glass thickness:** 8 mm  
**Weight / Piece:** 49.0 kg  
**Packing:** 1 Piece  
**Guarantee:** 2 years



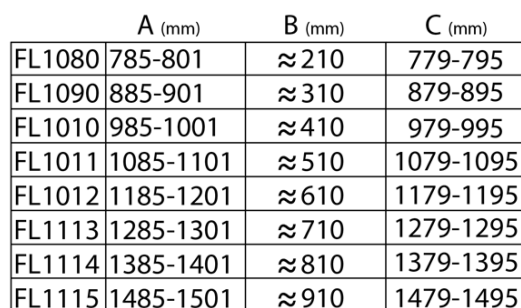
Technical sheet

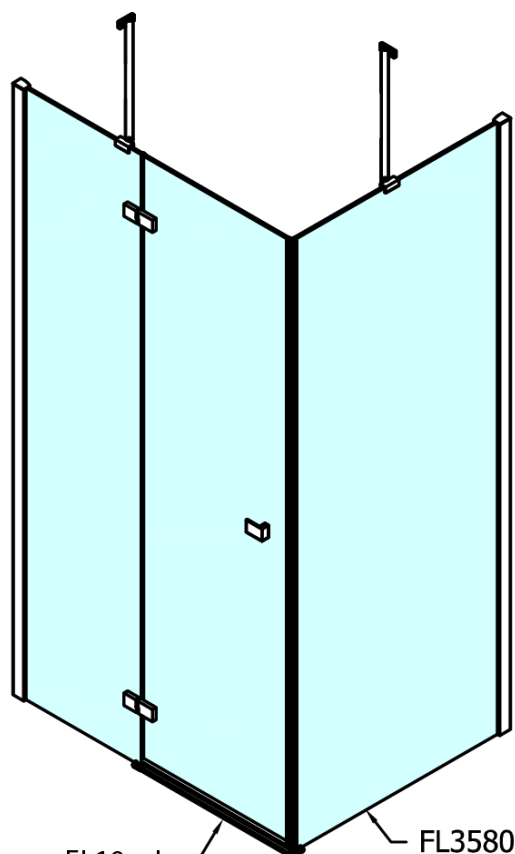


FL10xxL  
FL11xxL



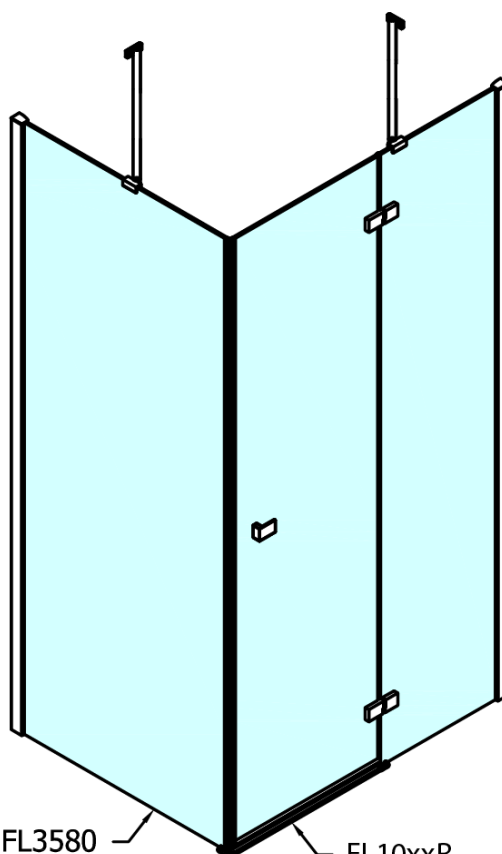
FL10xxR  
FL11xxR





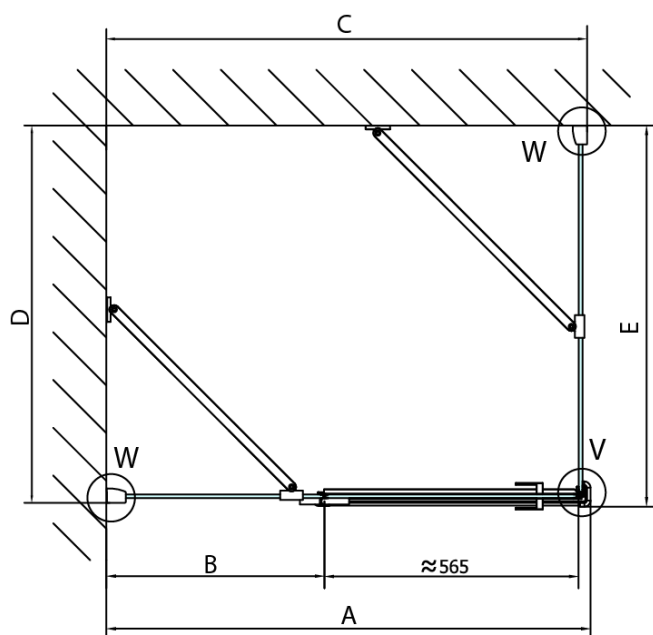
FL10xxL  
FL11xxL

FL3580  
FL3590  
FL3510  
FL3511  
FL3512



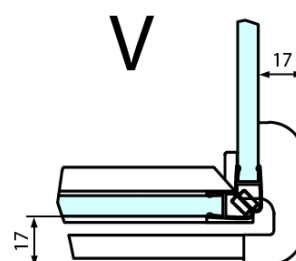
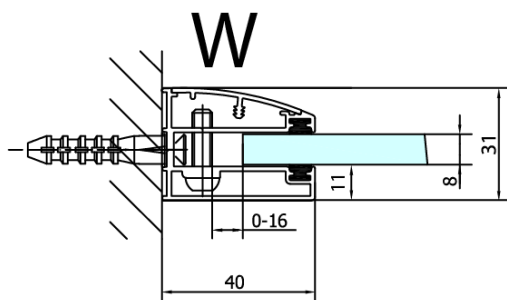
FL3580  
FL3590  
FL3510  
FL3511  
FL3512

FL10xxR  
FL11xxR



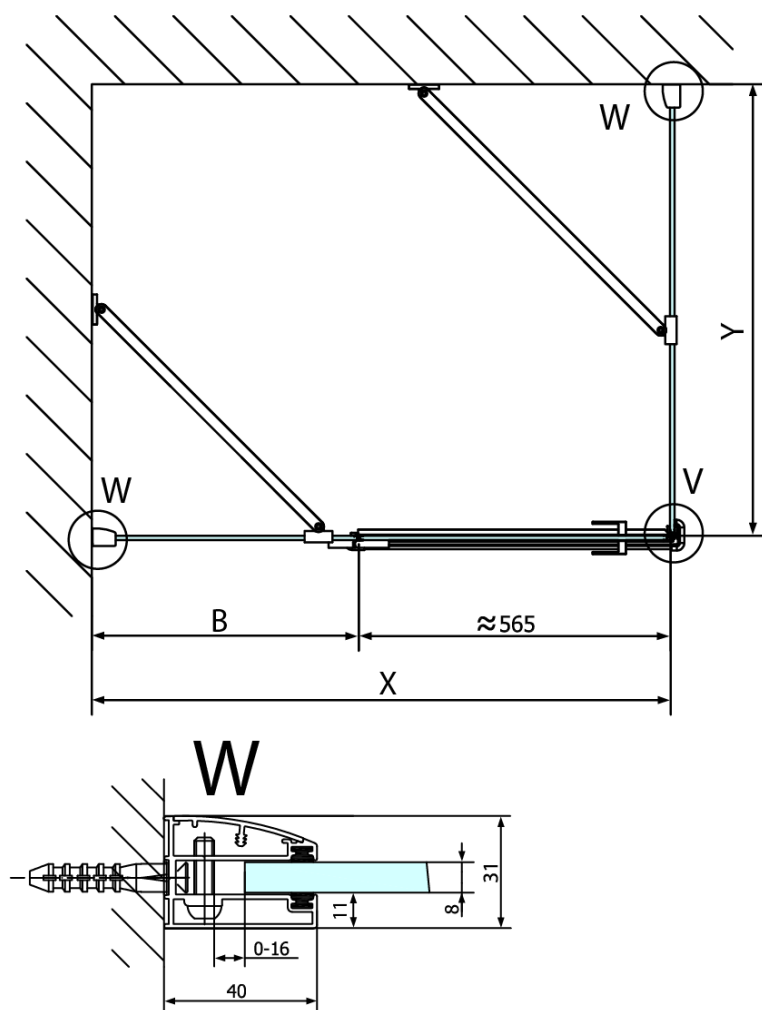
Dveře	A (mm)	B (mm)	C (mm)
FL1080	785-801	≈ 200	779-795
FL1090	885-901	≈ 300	879-895
FL1010	985-1001	≈ 400	979-995
FL1011	1085-1101	≈ 500	1079-1095
FL1012	1185-1201	≈ 600	1179-1195
FL1113	1285-1301	≈ 700	1279-1295
FL1114	1385-1401	≈ 800	1379-1395
FL1115	1485-1501	≈ 900	1479-1495

Boční stěna	E	D
FL3580	785-801	779-795
FL3590	885-901	879-895
FL3510	985-1001	979-995
FL3511	1085-1101	1079-1095
FL3512	1185-1201	1179-1195



Stavební připravenost pro montáž na dlažbu  
kóty x,y = Rozměr k vnitřní straně skla

Construction readiness for floor mounting  
dimensions x, y = Dimension to the inside of the glass



Dveře	X (mm)	B (mm)
FL1080	768	≈ 200
FL1090	868	≈ 300
FL1010	968	≈ 400
FL1011	1068	≈ 500
FL1012	1168	≈ 600
FL1113	1268	≈ 700
FL1114	1368	≈ 800
FL1115	1468	≈ 900

Boční stěna	Y
FL3580	768
FL3590	868
FL3510	968
FL3511	1068
FL3512	1168

