

Order code: EL1515

Basic information

Brand: Polysan

Series: EASY

Size

Width: 1500 mm

Height: 1900 mm

Properties

Profile colour: Chrome - polished aluminum

Shape: Alcove door

Type of opening: Sliding door

Opening direction: Versatile

Opening width: 630 mm

Glass colour: TRANSPARENT glass

Glass thickness: 6 mm

Installation width from: 1475 mm

Installation width up to: 1515 mm

Properties: Framed design

Weight / Piece: 45.0 kg

Packaging: 1 Piece

Warranty: 2 years



Spare parts

Top covers (Order code: NDAE01LP)

Stop left (Order code: NDAE06L)

Upper roller (Order code: NDAE32)

Set of vertical seals (Order code: NDAE11)

Wall profile (Order code: NDAE12)

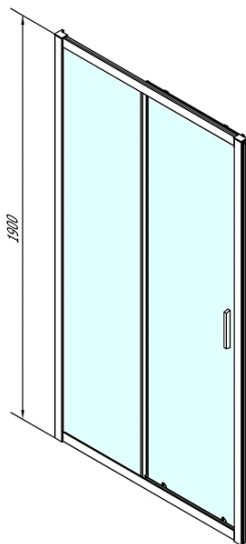
Lower tiltable roller (Order code: NDAE33)

AGEL installation kit blister (Order code: NDAESET)

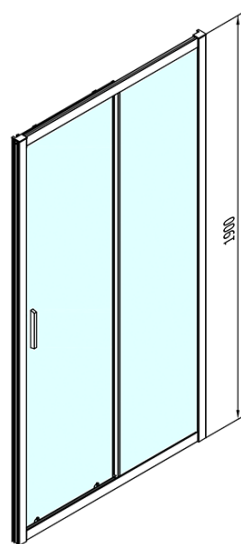
Stop right (Order code: NDAE06P)

Set of crimp seals (Order code: NDAE14)

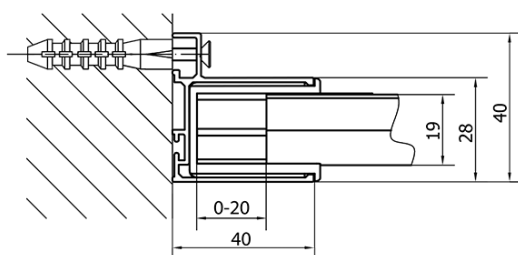
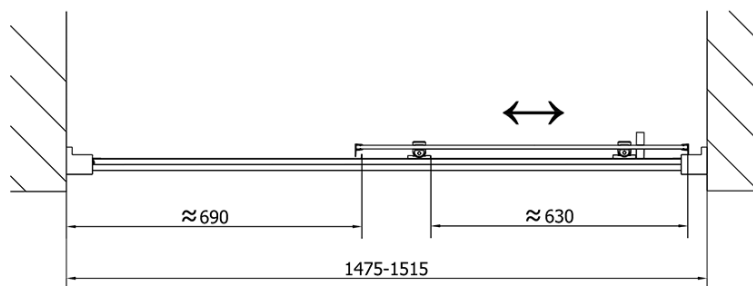
Technical sheet

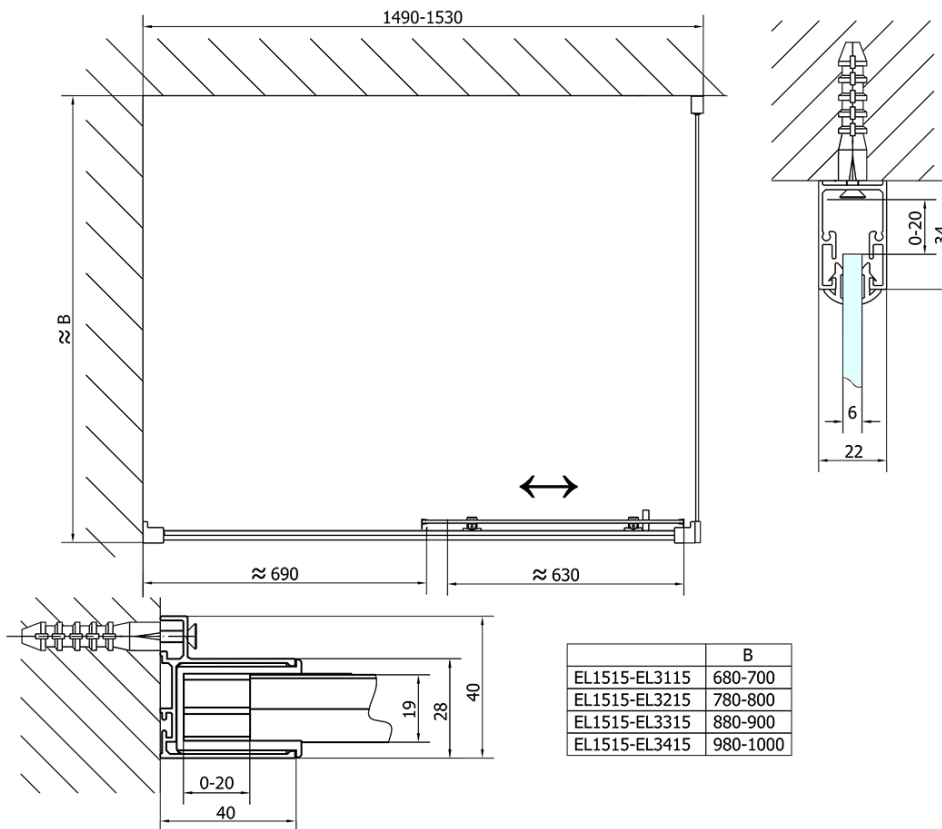
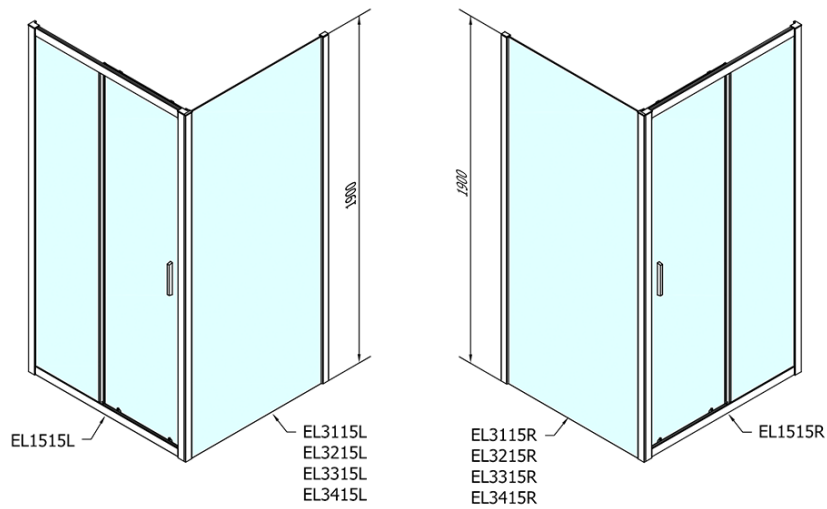


EL1515L



EL1515R





| | B |
|---------------|----------|
| EL1515-EL3115 | 680-700 |
| EL1515-EL3215 | 780-800 |
| EL1515-EL3315 | 880-900 |
| EL1515-EL3415 | 980-1000 |