

## MODULAR SHOWER Wall Glass Panel, for Sidewall, 1000 mm



**Order code:** MS2A-100

### Basic information

**Brand:** Polysan  
**Series:** MODULAR SHOWER

### Size

**Height:** 2000 mm  
**Depth:** 1000 mm

### Properties

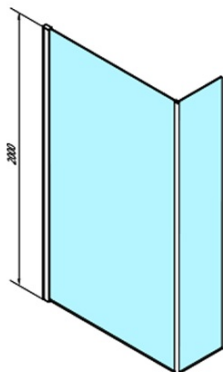
**Profile colour:** Chrome - polished aluminum  
**Shape:** L-shape fixed  
**Glass colour:** TRANSPARENT glass  
**Glass finish:** Antidrop  
**Glass thickness:** 8 mm  
**Weight / Piece:** 47.0 kg  
**Packaging:** 1 Piece  
**Warranty:** 2 years



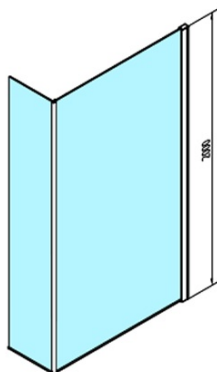
# MODULAR SHOWER Wall Glass Panel, for Sidewall, 1000 mm



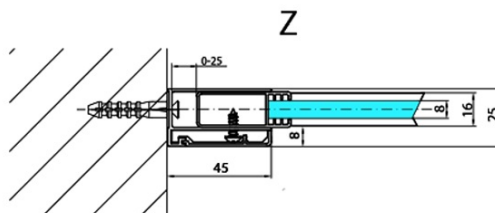
## Technical sheet



MS2A-xxx+MS2B-xxoL



MS2A-xxx+MS2B-xxoR



ARTICLE	A
MS2A-80	776-801
MS2A-90	876-901
MS2A-100	976-1001
MS2A-110	1076-1101
MS2A-120	1176-1201

ARTICLE	B
MS2B-30	280
MS2B-40	380
MS2B-60	580
MS2B-80	780
MS2B-100	980
MS2B-120	1180

