

MODULAR SHOWER Wall Glass Panel, for Sidewall, 1000 mm



Order code: MS2A-100

Basic information

Brand: Polysan
Series: MODULAR SHOWER

Size

Height: 2000 mm
Depth: 1000 mm

Properties

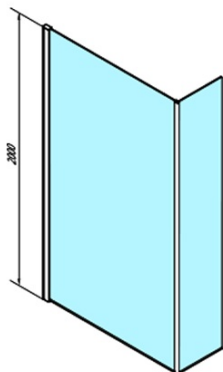
Profile colour: Chrome - polished aluminum
Shape: L-shape fixed
Glass colour: TRANSPARENT glass
Glass finish: Antidrop
Glass thickness: 8 mm
Weight / Piece: 47.0 kg
Packaging: 1 Piece
Warranty: 2 years



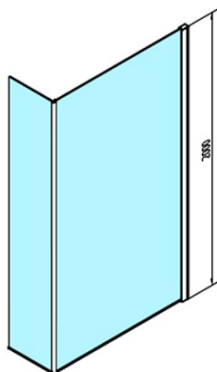
MODULAR SHOWER Wall Glass Panel, for Sidewall,
1000 mm



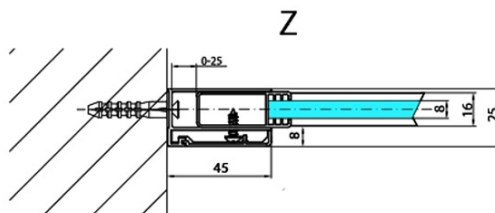
Technical sheet



MS2A-xxx+MS2B-xxxL



MS2A-xxx+MS2B-xxxR



| ARTICLE | A |
|----------|-----------|
| MS2A-80 | 776-801 |
| MS2A-90 | 876-901 |
| MS2A-100 | 976-1001 |
| MS2A-110 | 1076-1101 |
| MS2A-120 | 1176-1201 |

| ARTICLE | B |
|----------|------|
| MS2B-30 | 280 |
| MS2B-40 | 380 |
| MS2B-60 | 580 |
| MS2B-80 | 780 |
| MS2B-100 | 980 |
| MS2B-120 | 1180 |

