

MODULAR SHOWER Wall Glass Panel, for Sidewall, 900 mm



Order code: MS2A-90

Basic information

Brand: Polysan
Series: MODULAR SHOWER

Size

Height: 2000 mm
Depth: 900 mm

Properties

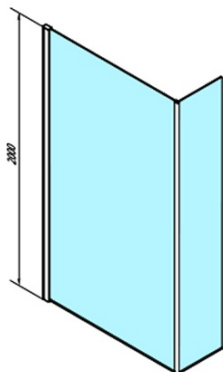
Profile colour: Chrome - polished aluminum
Shape: L-shape fixed
Glass colour: TRANSPARENT glass
Glass finish: Antidrop
Glass thickness: 8 mm
Weight / Piece: 43.0 kg
Packaging: 1 Piece
Warranty: 2 years



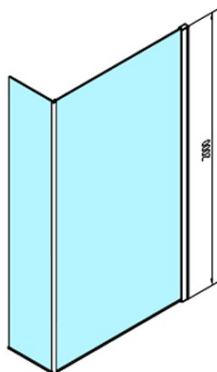
MODULAR SHOWER Wall Glass Panel, for Sidewall, 900 mm



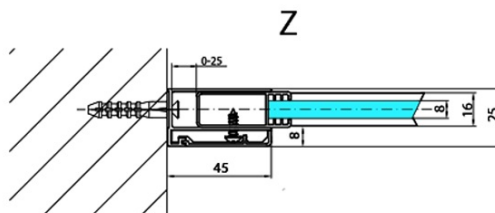
Technical sheet



MS2A-xxx+MS2B-xxoL



MS2A-xxx+MS2B-xxoR



ARTICLE	A
MS2A-80	776-801
MS2A-90	876-901
MS2A-100	976-1001
MS2A-110	1076-1101
MS2A-120	1176-1201

ARTICLE	B
MS2B-30	280
MS2B-40	380
MS2B-60	580
MS2B-80	780
MS2B-100	980
MS2B-120	1180

