

## LUCIS LINE Rectangular screen 1400x1000mm L/R variant



**Order code:** DL1415DL3515

### Basic information

**Brand:** Polysan  
**Series:** LUCIS LINE

### Size

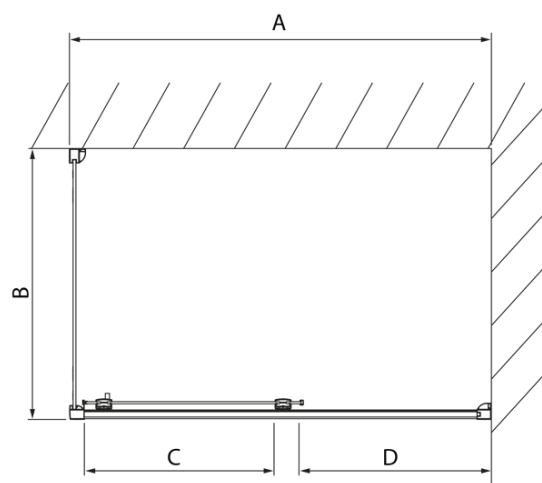
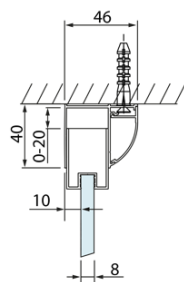
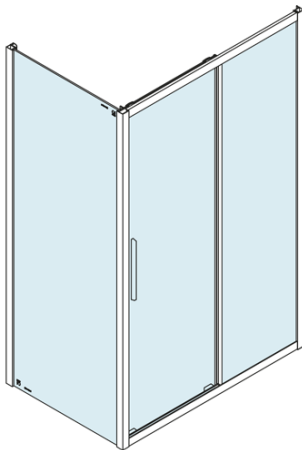
**Width:** 1400 mm  
**Height:** 2000 mm  
**Depth:** 1000 mm

### Properties

**Profile colour:** Chrome - polished aluminum  
**Shape:** Rectangular shower enclosures  
**Type of opening:** Sliding door  
**Opening direction:** Versatile  
**Opening width:** 575 mm  
**Glass colour:** TRANSPARENT glass  
**Glass finish:** Antidrop  
**Glass thickness:** 8 mm  
**Properties:** Framed design  
**Weight / Piece:** 86.06 kg  
**Packaging:** 2 Piece  
**Warranty:** 2 years



Technical sheet



| Model  | A         | C   | D    |
|--------|-----------|-----|------|
| DL1015 | 970-1010  | 375 | ~437 |
| DL1115 | 1070-1110 | 425 | ~487 |
| DL1215 | 1170-1210 | 475 | ~537 |
| DL1315 | 1270-1310 | 525 | ~587 |
| DL1415 | 1370-1410 | 575 | ~637 |

| Model  | B       |
|--------|---------|
| DL3215 | 670-690 |
| DL3315 | 770-790 |
| DL3415 | 870-890 |
| DL3515 | 970-990 |

