

LUCIS LINE Rectangular screen 1300x900mm L/R variant



Order code: DL1315DL3415

Basic information

Brand: Polysan
Series: LUCIS LINE

Size

Width: 1300 mm
Height: 2000 mm
Depth: 900 mm

Properties

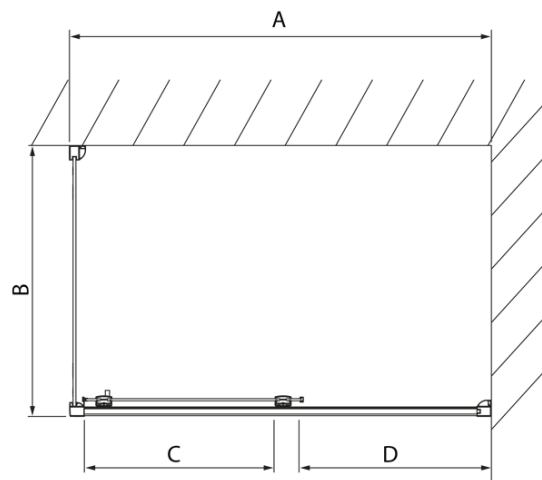
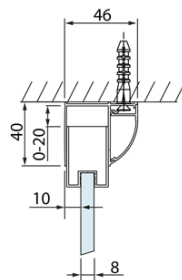
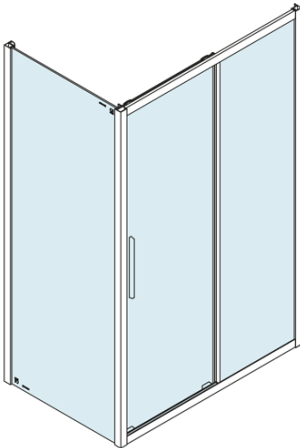
Profile colour: Chrome - polished aluminum
Shape: Rectangular shower enclosures
Type of opening: Sliding door
Opening direction: Versatile
Opening width: 525 mm
Glass colour: TRANSPARENT glass
Glass finish: Antidrop
Glass thickness: 8 mm
Properties: Framed design
Weight / Piece: 85.99 kg
Packaging: 2 Piece
Warranty: 2 years



LUCIS LINE Rectangular screen 1300x900mm L/R
variant



Technical sheet



Model	A	C	D
DL1015	970-1010	375	~437
DL1115	1070-1110	425	~487
DL1215	1170-1210	475	~537
DL1315	1270-1310	525	~587
DL1415	1370-1410	575	~637

Model	B
DL3215	670-690
DL3315	770-790
DL3415	870-890
DL3515	970-990

