

LUCIS LINE Rectangular screen 900x800mm L/R variant



Order code: DL2815DL3315

Basic information

Brand: Polysan
Series: LUCIS LINE

Size

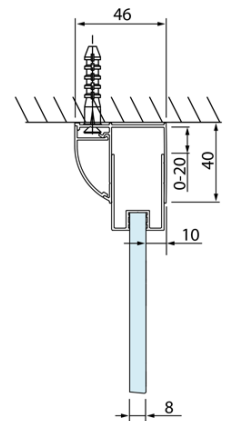
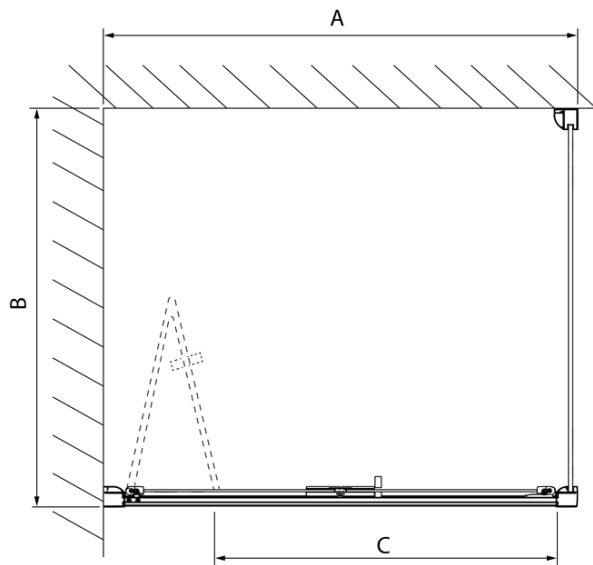
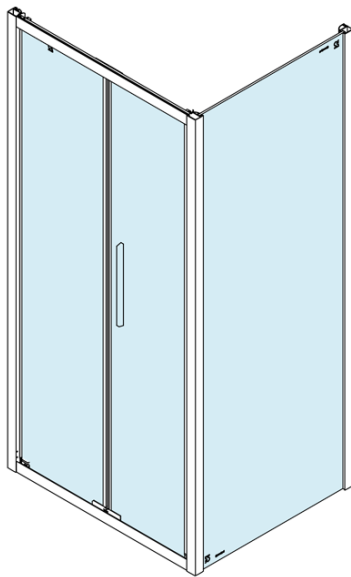
Width: 900 mm
Height: 2000 mm
Depth: 800 mm

Properties

Profile colour: Chrome - polished aluminum
Shape: Rectangular shower enclosures
Type of opening: Folding door
Opening direction: Versatile
Opening width: 675 mm
Glass colour: TRANSPARENT glass
Glass finish: Antidrop
Glass thickness: 4 mm
Properties: Framed design
Weight / Piece: 53.0 kg
Packaging: 2 Piece
Warranty: 2 years



Technical sheet



Model	A	C
DL2715	770-810	575
DL2815	870-910	675

Model	B
DL3215	670-690
DL3315	770-790
DL3415	870-890
DL3515	970-990

