

**Order code:** EL1015

## Basic information

**Brand:** Polysan

**Series:** EASY

## Size

**Width:** 1000 mm

**Height:** 1900 mm

## Properties

**Profile colour:** Chrome - polished aluminum

**Shape:** Alcove door

**Type of opening:** Sliding door

**Opening direction:** Versatile

**Opening width:** 400 mm

**Glass colour:** TRANSPARENT glass

**Glass thickness:** 6 mm

**Installation width from:** 975 mm

**Installation width up to:** 1015 mm

**Properties:** Framed design

**Weight / Piece:** 30.5 kg

**Packaging:** 1 Piece

**Warranty:** 2 years



## Spare parts

Set of vertical seals for 6/6mm glass, 1900mm (Order code: NDAE11)

Wall profile (Order code: NDAE12)

Lower tiltable roller (Order code: NDAE33)

AGEL installation kit blister (Order code: NDAESET)

Top covers (Order code: NDAE01LP)


Stop left (Order code: NDAE06L)

Upper roller (Order code: NDAE32)

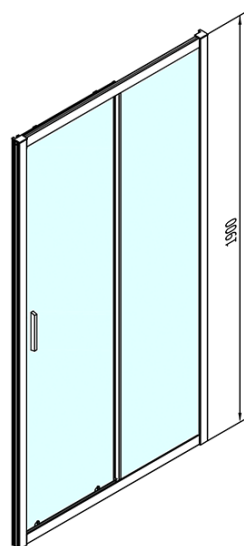
Stop right (Order code: NDAE06P)

Crimp seals 1900mm (Order code: NDAE14)

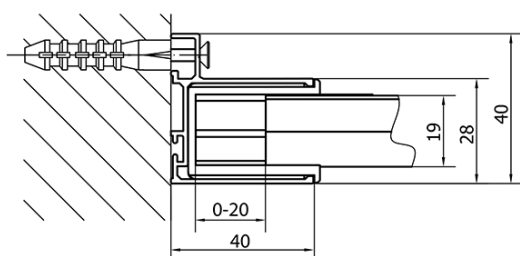
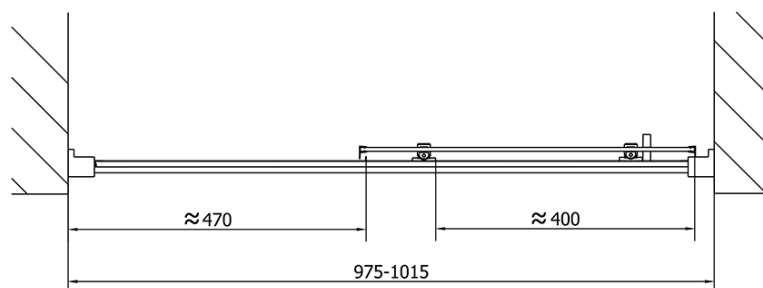
Technical sheet

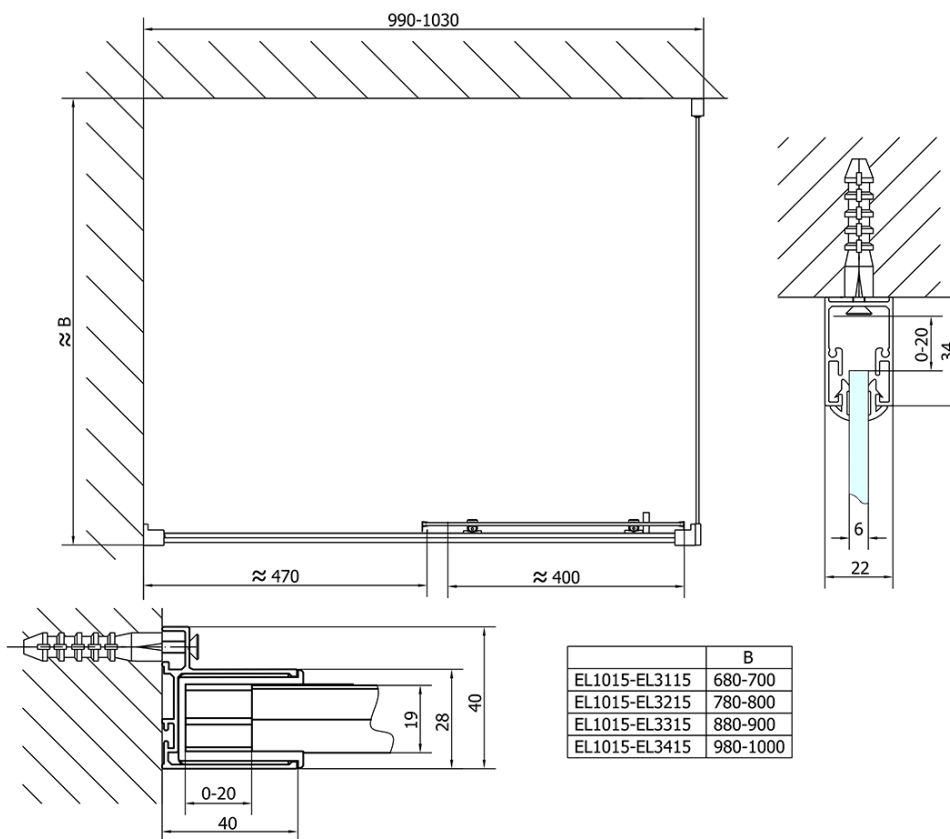
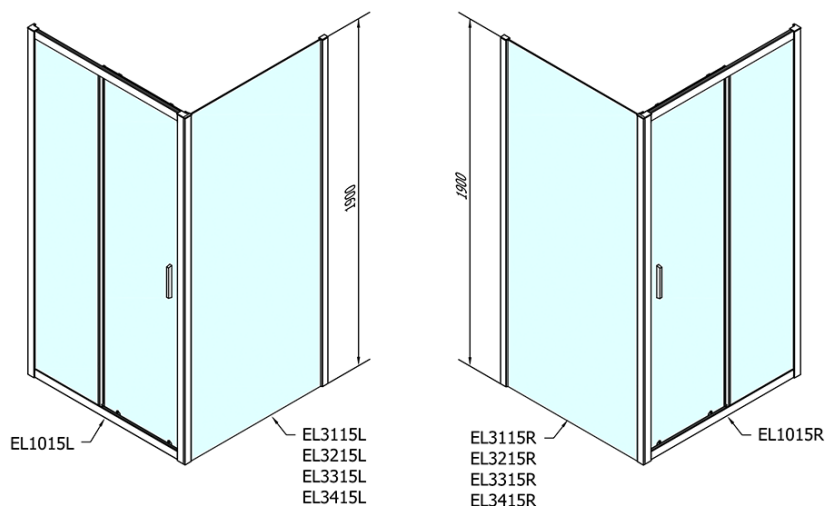


EL1015L



EL1015R





	B
EL1015-EL3115	680-700
EL1015-EL3215	780-800
EL1015-EL3315	880-900
EL1015-EL3415	980-1000