

Order code: DL4315

Basic information

Brand: Polysan
Series: LUCIS LINE

Size

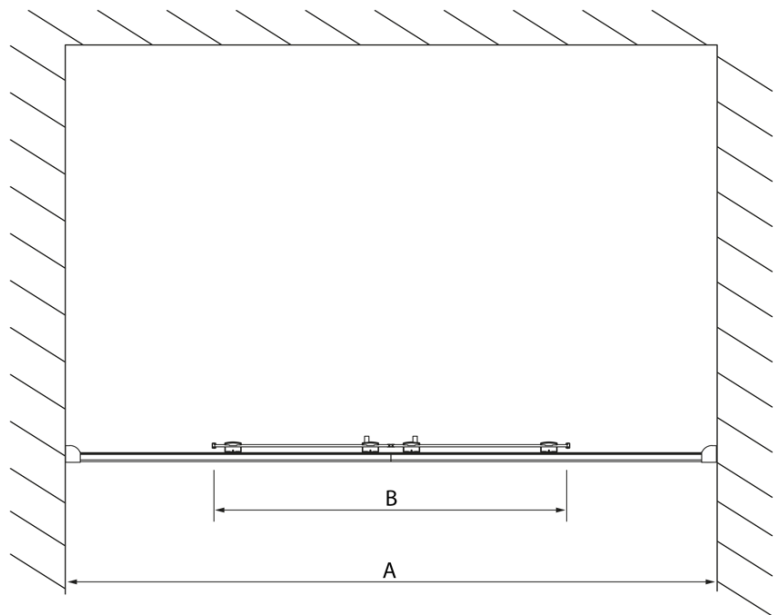
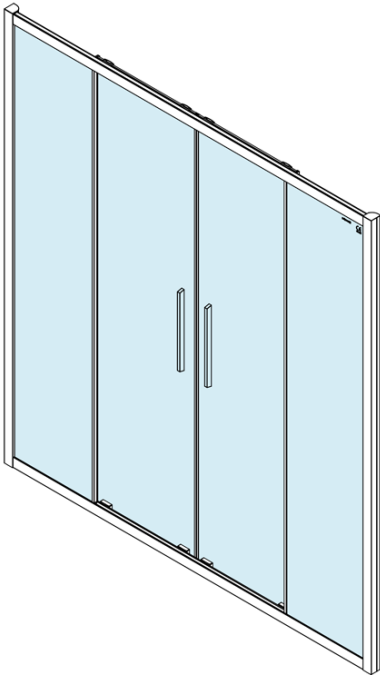
Width: 1600 mm
Height: 2000 mm

Properties

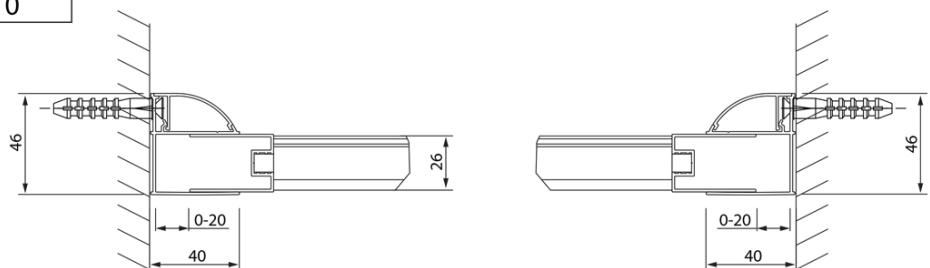
Profile colour: Chrome - polished aluminum
Shape: Alcove door
Type of opening: Sliding door
Opening width: 610 mm
Glass colour: TRANSPARENT glass
Glass finish: Antidrop
Glass thickness: 8 mm
Installation width from: 1570 mm
Installation width up to: 1610 mm
Properties: Framed design
Weight / Piece: 61.97 kg
Packaging: 1 Piece
Warranty: 2 years

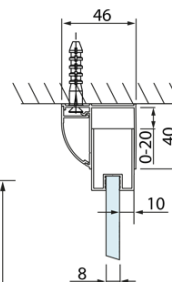
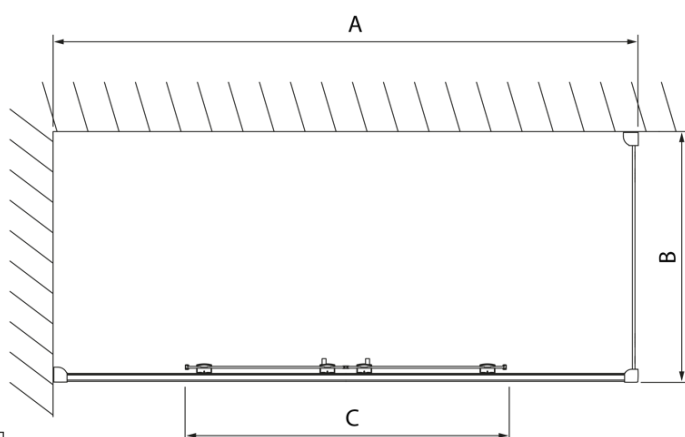
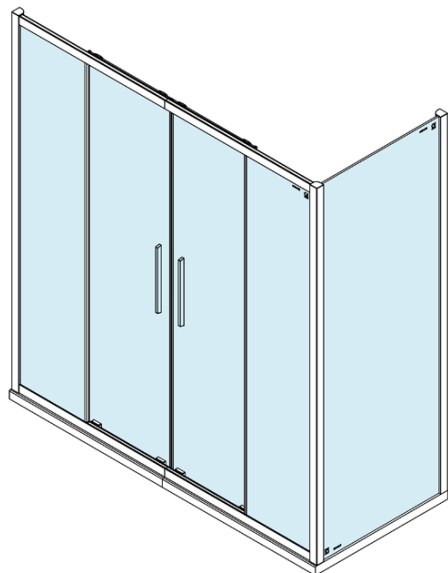


Technical sheet



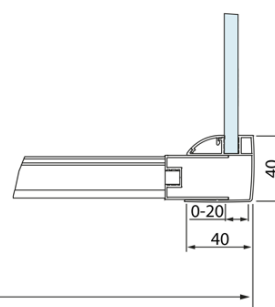
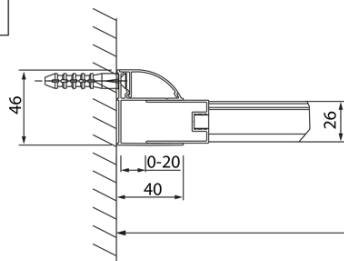
Model	A	B
DL4215	1470-1510	560
DL4315	1570-1610	610





Model	A	C
DL4215	1470-1510	560
DL4315	1570-1610	610

Model	B
DL3215	670-690
DL3315	770-790
DL3415	870-890
DL3515	970-990



A