

**Order code:** DL4315

## Basic information

**Brand:** Polysan  
**Series:** LUCIS LINE

## Size

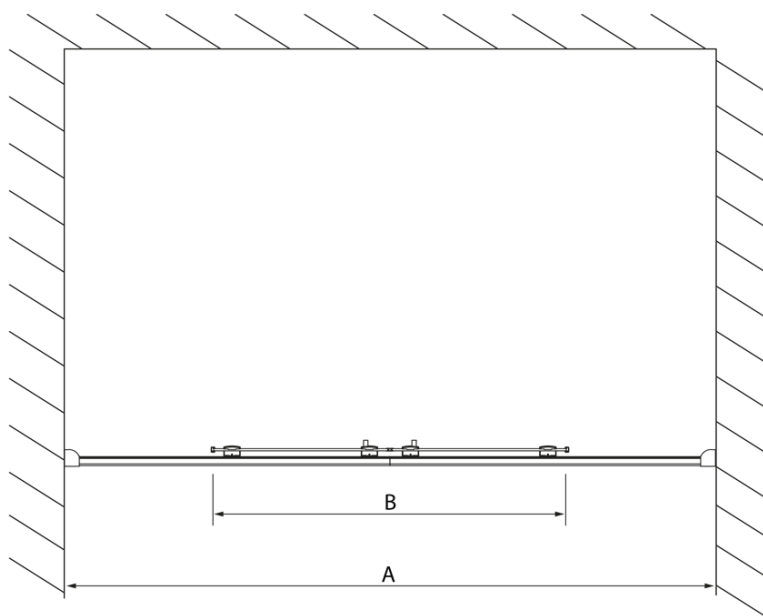
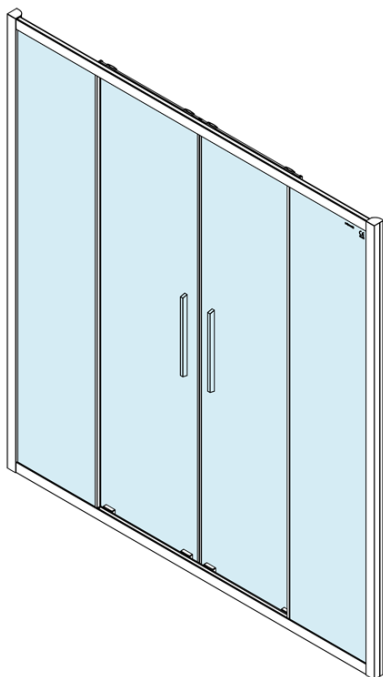
**Width:** 1600 mm  
**Height:** 2000 mm

## Properties

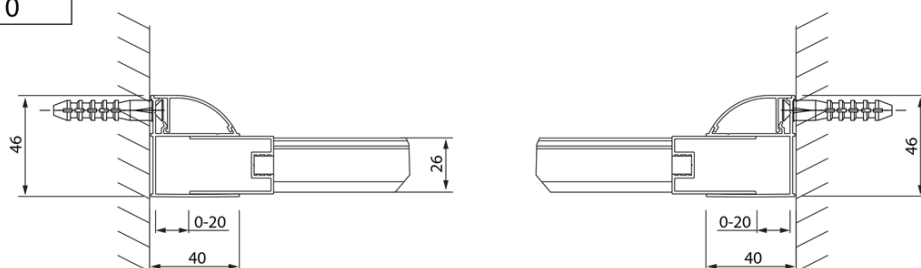
**Profile colour:** Chrome - polished aluminum  
**Shape:** Alcove door  
**Type of opening:** Sliding door  
**Opening width:** 610 mm  
**Glass colour:** TRANSPARENT glass  
**Glass finish:** Antidrop  
**Glass thickness:** 8 mm  
**Installation width from:** 1570 mm  
**Installation width up to:** 1610 mm  
**Properties:** Framed design  
**Weight / Piece:** 61.97 kg  
**Packaging:** 1 Piece  
**Warranty:** 2 years

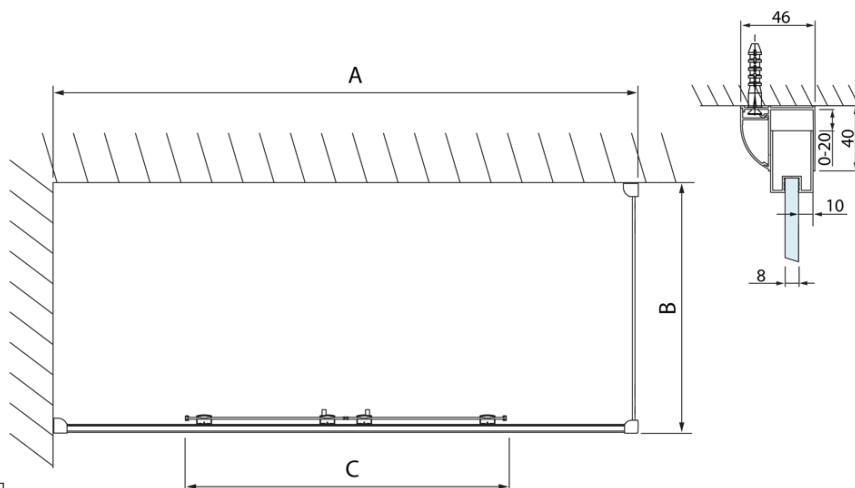
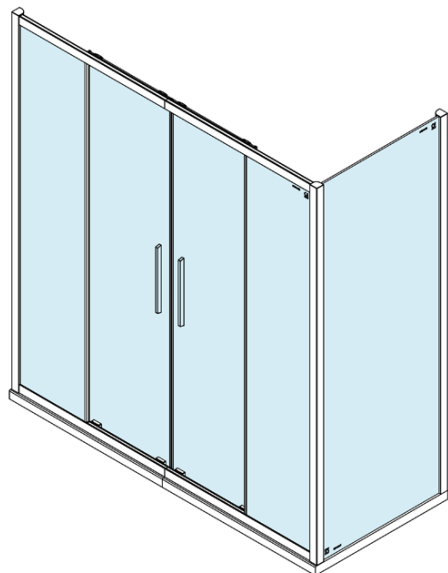


Technical sheet



Model	A	B
DL4215	1470-1510	560
DL4315	1570-1610	610





Model	A	C
DL4215	1470-1510	560
DL4315	1570-1610	610

Model	B
DL3215	670-690
DL3315	770-790
DL3415	870-890
DL3515	970-990

