

Order code: DL3215

Basic information

Brand: Polysan
Series: LUCIS LINE

Size

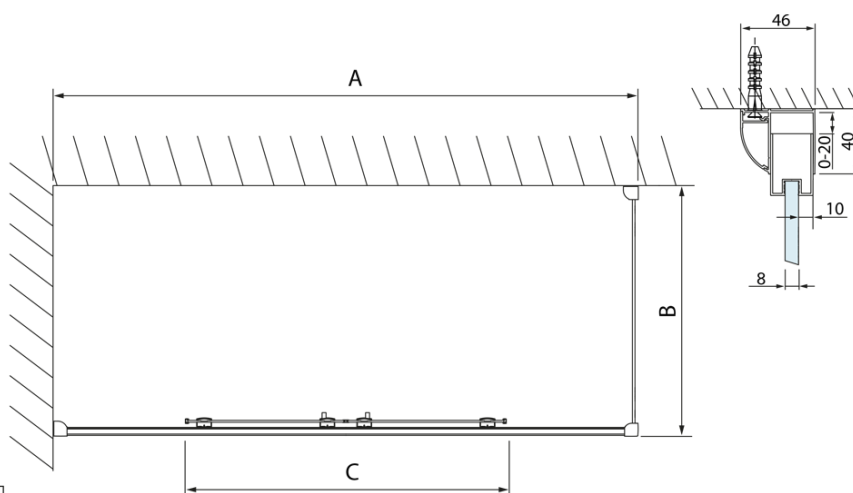
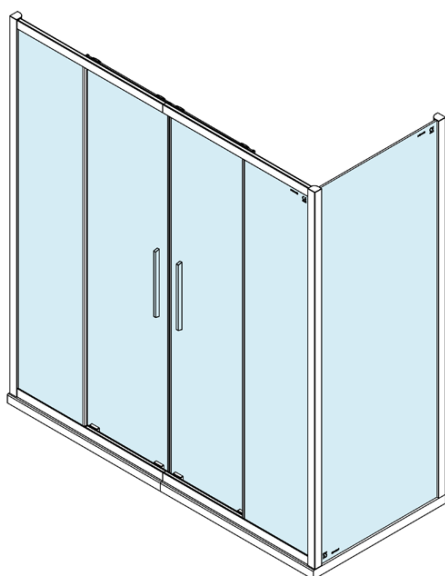
Height: 2000 mm
Depth: 700 mm

Properties

Profile colour: Chrome - polished aluminum
Shape: Fixed panel for shower door
Glass colour: TRANSPARENT glass
Glass finish: Antidrop
Glass thickness: 8 mm
Weight / Piece: 25.99 kg
Packaging: 1 Piece
Warranty: 2 years

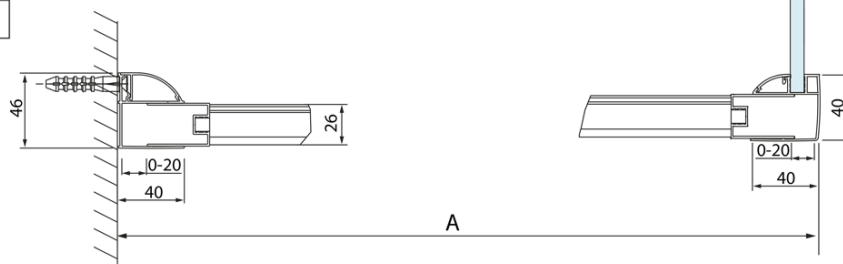


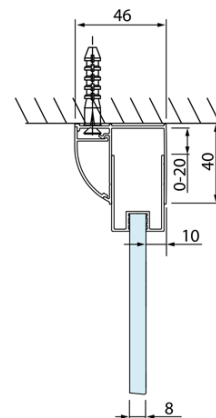
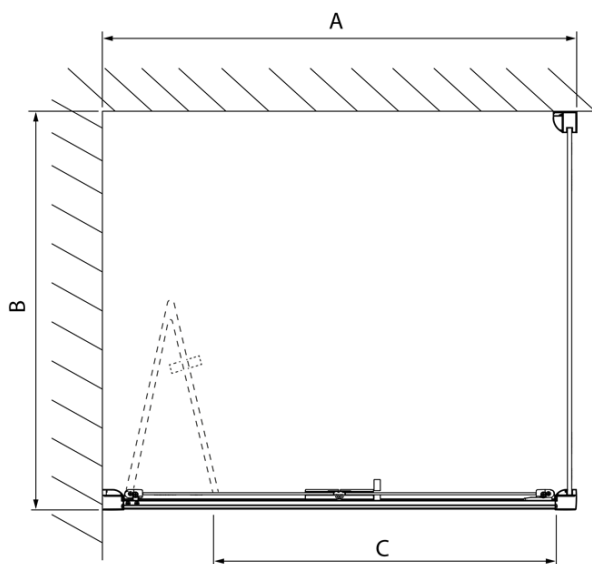
Technical sheet



Model	A	C
DL4215	1470-1510	560
DL4315	1570-1610	610

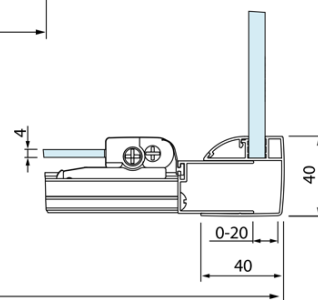
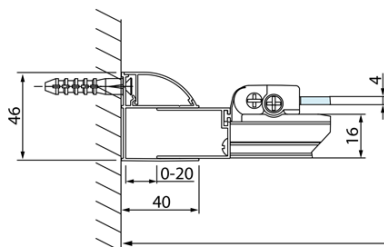
Model	B
DL3215	670-690
DL3315	770-790
DL3415	870-890
DL3515	970-990

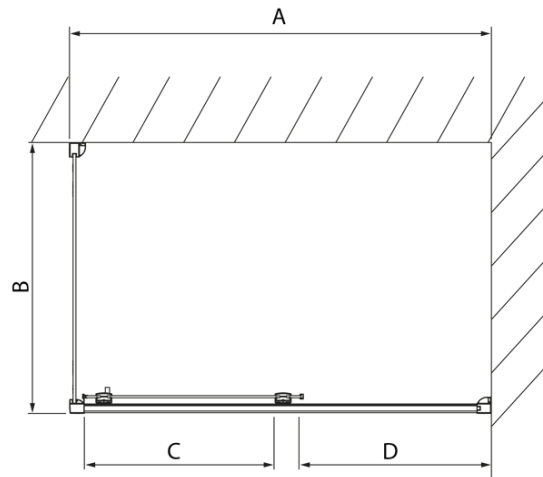
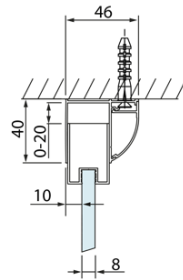
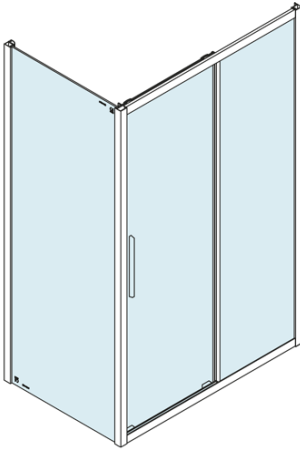




Model	A	C
DL2715	770-810	575
DL2815	870-910	675

Model	B
DL3215	670-690
DL3315	770-790
DL3415	870-890
DL3515	970-990





Model	A	C	D
DL1015	970-1010	375	~437
DL1115	1070-1110	425	~487
DL1215	1170-1210	475	~537
DL1315	1270-1310	525	~587
DL1415	1370-1410	575	~637

Model	B
DL3215	670-690
DL3315	770-790
DL3415	870-890
DL3515	970-990

