

**Order code:** DL1415

## Basic information

**Brand:** Polysan  
**Series:** LUCIS LINE

## Size

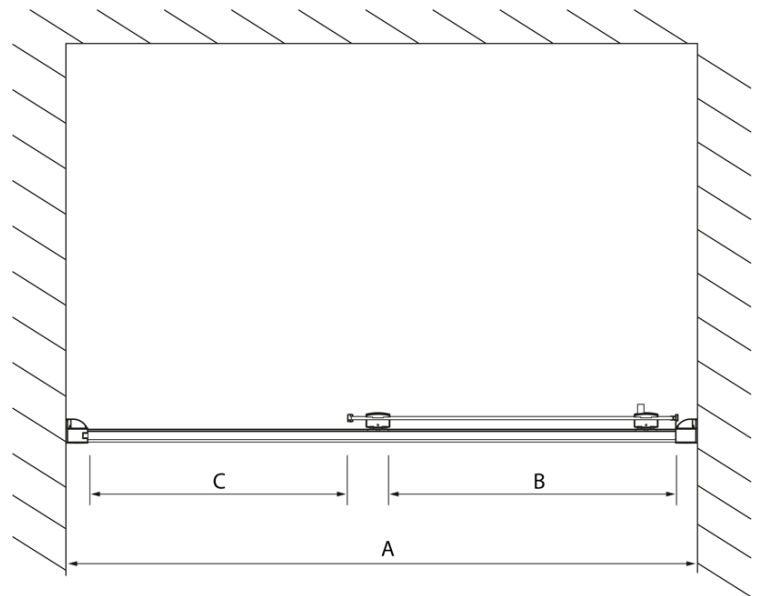
**Width:** 1400 mm  
**Height:** 2000 mm

## Properties

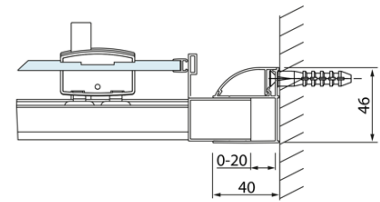
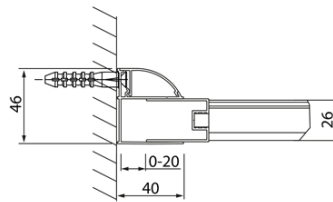
**Profile colour:** Chrome - polished aluminum  
**Shape:** Alcove door  
**Type of opening:** Sliding door  
**Opening direction:** Versatile  
**Opening width:** 575 mm  
**Glass colour:** TRANSPARENT glass  
**Glass finish:** Antidrop  
**Glass thickness:** 8 mm  
**Installation width from:** 1370 mm  
**Installation width up to:** 1410 mm  
**Properties:** Framed design  
**Weight / Piece:** 51.01 kg  
**Packaging:** 1 Piece  
**Warranty:** 2 years

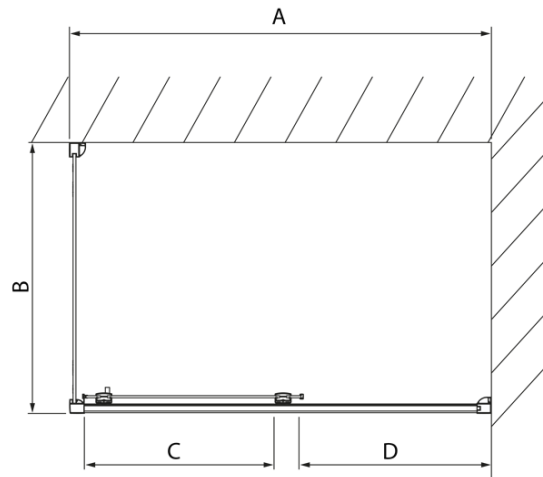
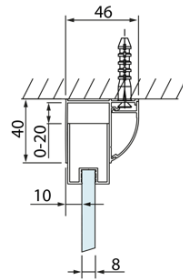


Technical sheet



Model	A	B	C
DL1015	970-1010	375	~437
DL1115	1070-1110	425	~487
DL1215	1170-1210	475	~537
DL1315	1270-1310	525	~587
DL1415	1370-1410	575	~637





Model	A	C	D
DL1015	970-1010	375	~437
DL1115	1070-1110	425	~487
DL1215	1170-1210	475	~537
DL1315	1270-1310	525	~587
DL1415	1370-1410	575	~637

Model	B
DL3215	670-690
DL3315	770-790
DL3415	870-890
DL3515	970-990

