

Order code: DL1215

Basic information

Brand: Polysan
Series: LUCIS LINE

Size

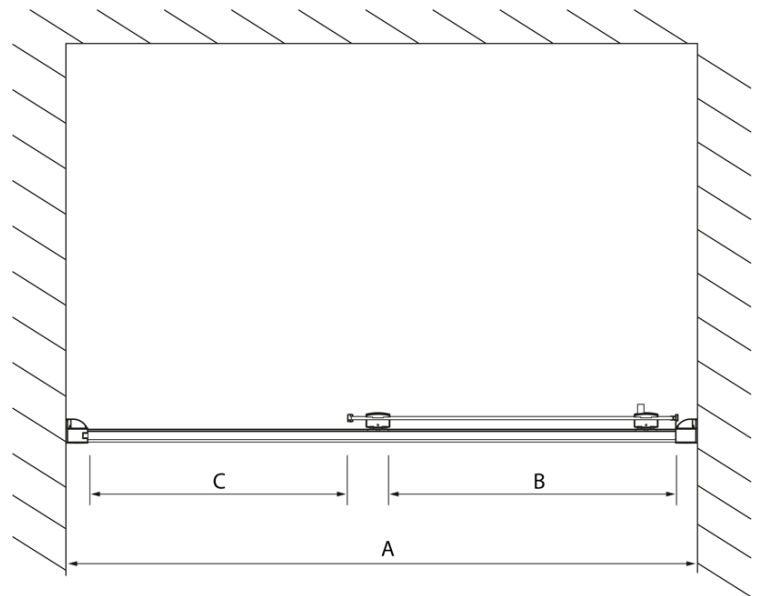
Width: 1200 mm
Height: 2000 mm

Properties

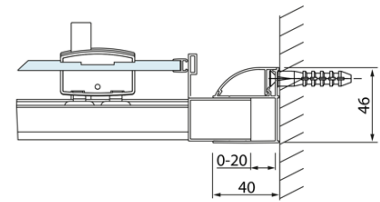
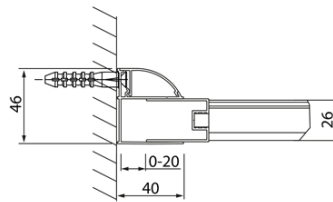
Profile colour: Chrome - polished aluminum
Shape: Alcove door
Type of opening: Sliding door
Opening direction: Versatile
Opening width: 475 mm
Glass colour: TRANSPARENT glass
Glass finish: Antidrop
Glass thickness: 8 mm
Installation width from: 1170 mm
Installation width up to: 1210 mm
Properties: Framed design
Weight / Piece: 46.03 kg
Packaging: 1 Piece
Warranty: 2 years

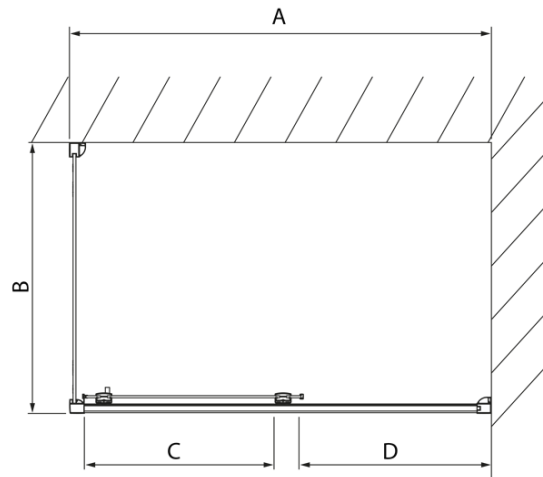
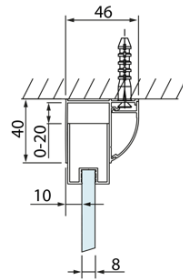


Technical sheet



Model	A	B	C
DL1015	970-1010	375	~437
DL1115	1070-1110	425	~487
DL1215	1170-1210	475	~537
DL1315	1270-1310	525	~587
DL1415	1370-1410	575	~637





Model	A	C	D
DL1015	970-1010	375	~437
DL1115	1070-1110	425	~487
DL1215	1170-1210	475	~537
DL1315	1270-1310	525	~587
DL1415	1370-1410	575	~637

Model	B
DL3215	670-690
DL3315	770-790
DL3415	870-890
DL3515	970-990

