

Order code: DL1215

Basic information

Brand: Polysan
Series: LUCIS LINE

Size

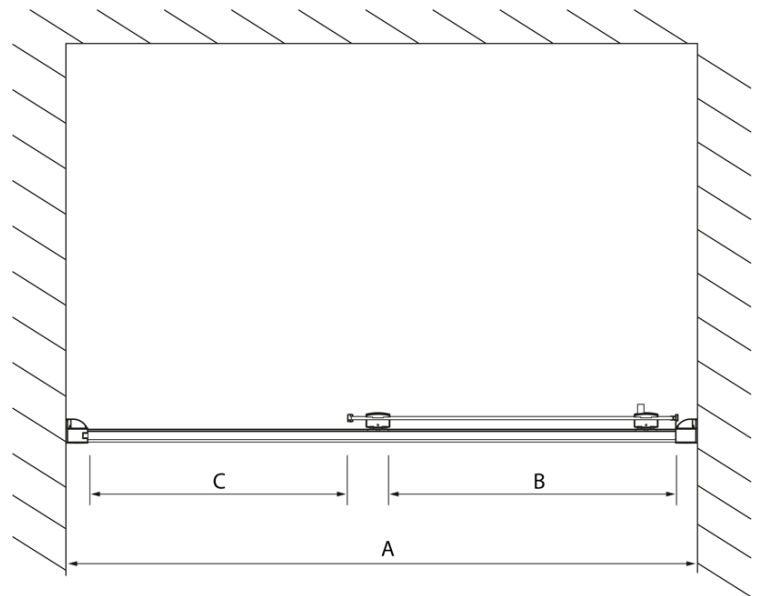
Width: 1200 mm
Height: 2000 mm

Properties

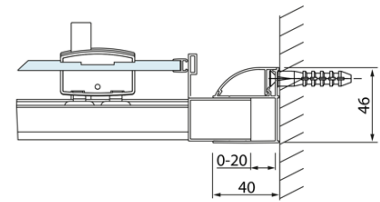
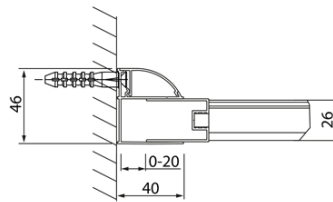
Profile colour: Chrome - polished aluminum
Shape: Alcove door
Type of opening: Sliding door
Opening direction: Versatile
Opening width: 475 mm
Glass colour: TRANSPARENT glass
Glass finish: Antidrop
Glass thickness: 8 mm
Installation width from: 1170 mm
Installation width up to: 1210 mm
Properties: Framed design
Weight / Piece: 46.03 kg
Packaging: 1 Piece
Warranty: 2 years

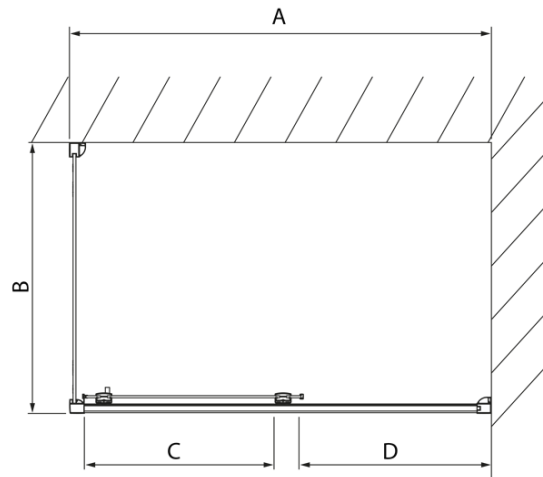
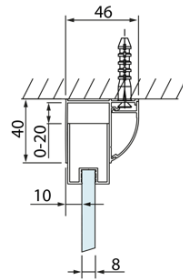


Technical sheet



| Model | A | B | C |
|--------|-----------|-----|------|
| DL1015 | 970-1010 | 375 | ~437 |
| DL1115 | 1070-1110 | 425 | ~487 |
| DL1215 | 1170-1210 | 475 | ~537 |
| DL1315 | 1270-1310 | 525 | ~587 |
| DL1415 | 1370-1410 | 575 | ~637 |





| Model | A | C | D |
|--------|-----------|-----|------|
| DL1015 | 970-1010 | 375 | ~437 |
| DL1115 | 1070-1110 | 425 | ~487 |
| DL1215 | 1170-1210 | 475 | ~537 |
| DL1315 | 1270-1310 | 525 | ~587 |
| DL1415 | 1370-1410 | 575 | ~637 |

| Model | B |
|--------|---------|
| DL3215 | 670-690 |
| DL3315 | 770-790 |
| DL3415 | 870-890 |
| DL3515 | 970-990 |

