

**Order code:** DL2815

**Basic information**

**Brand:** Polysan  
**Series:** LUCIS LINE

**Size**

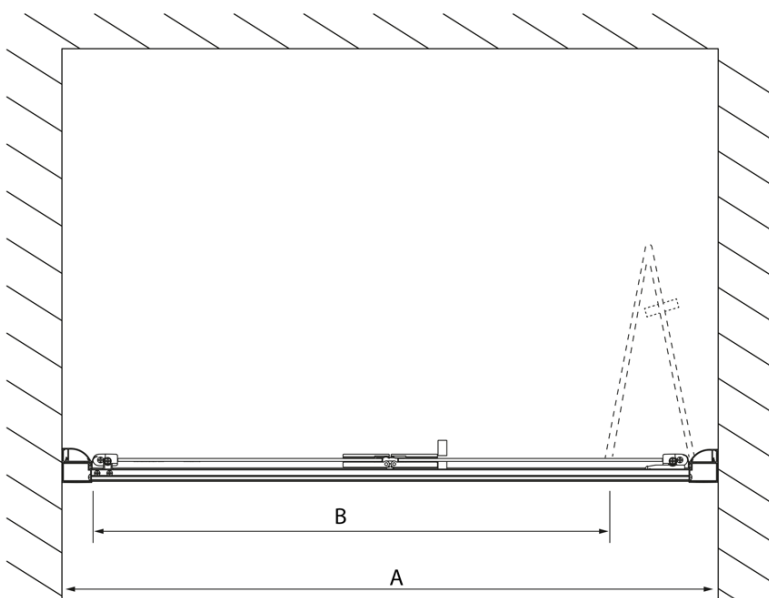
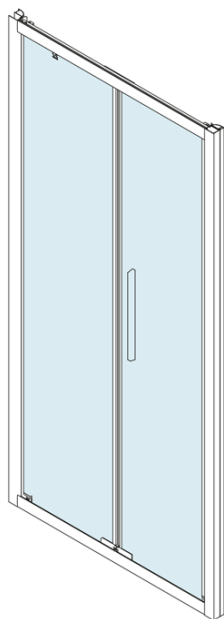
**Width:** 900 mm  
**Height:** 2000 mm

**Properties**

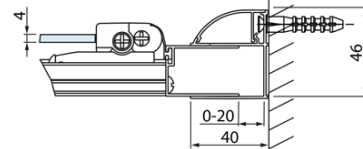
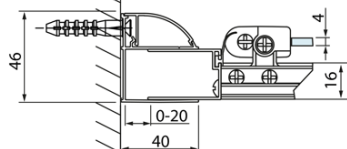
**Profile colour:** Chrome - polished aluminum  
**Shape:** Alcove door  
**Type of opening:** Folding door  
**Opening direction:** Versatile  
**Opening width:** 675 mm  
**Glass colour:** TRANSPARENT glass  
**Glass finish:** Antidrop  
**Glass thickness:** 4 mm  
**Installation width from:** 870 mm  
**Installation width up to:** 910 mm  
**Properties:** Framed design  
**Weight / Piece:** 23.99 kg  
**Packaging:** 1 Piece  
**Warranty:** 2 years

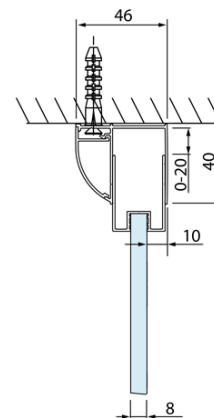
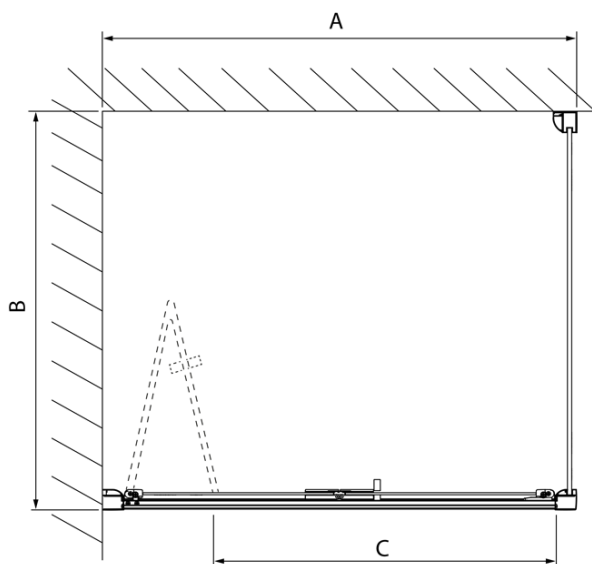
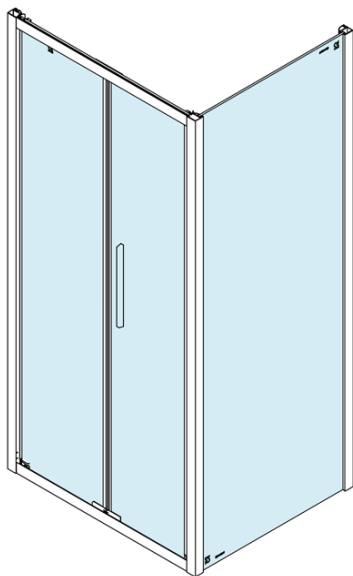


Technical sheet



Model	A	B
DL2715	770-810	575
DL2815	870-910	675





Model	A	C
DL2715	770-810	575
DL2815	870-910	675

Model	B
DL3215	670-690
DL3315	770-790
DL3415	870-890
DL3515	970-990

