

Order code: DL2815

Basic information

Brand: Polysan
Series: LUCIS LINE

Size

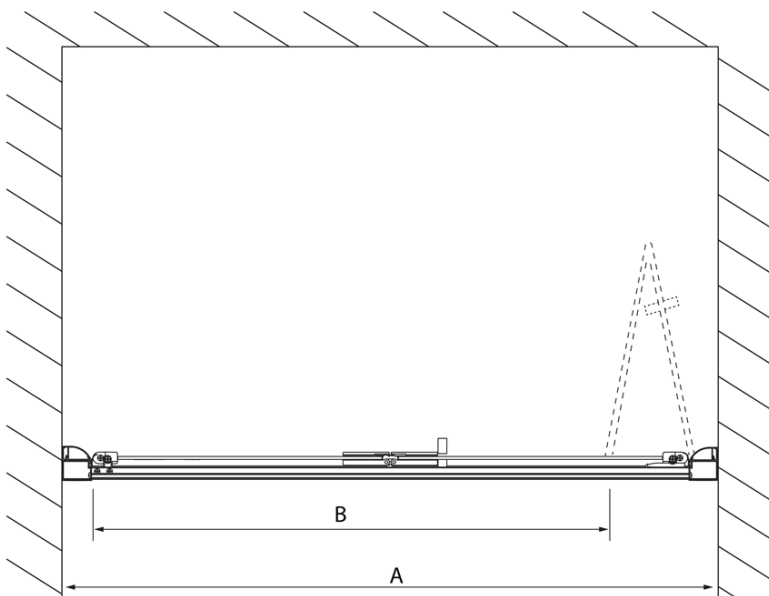
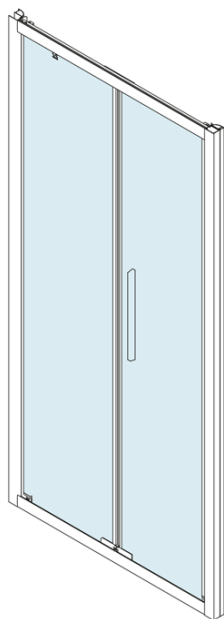
Width: 900 mm
Height: 2000 mm

Properties

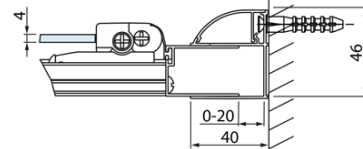
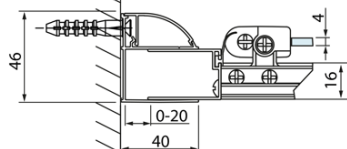
Profile colour: Chrome - polished aluminum
Shape: Alcove door
Type of opening: Folding door
Opening direction: Versatile
Opening width: 675 mm
Glass colour: TRANSPARENT glass
Glass finish: Antidrop
Glass thickness: 4 mm
Installation width from: 870 mm
Installation width up to: 910 mm
Properties: Framed design
Weight / Piece: 23.99 kg
Packaging: 1 Piece
Warranty: 2 years

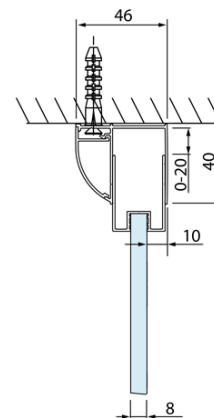
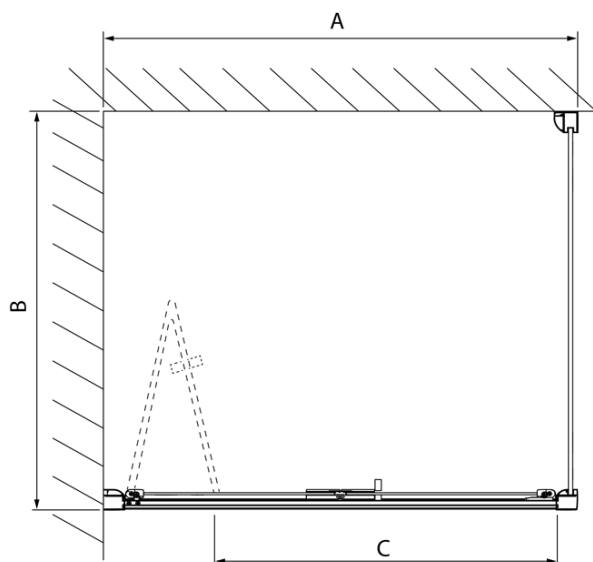
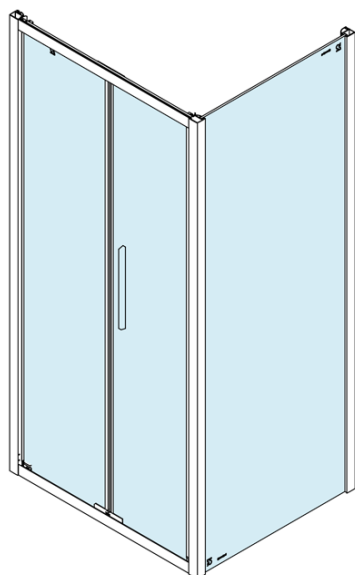


Technical sheet



Model	A	B
DL2715	770-810	575
DL2815	870-910	675





Model	A	C
DL2715	770-810	575
DL2815	870-910	675

Model	B
DL3215	670-690
DL3315	770-790
DL3415	870-890
DL3515	970-990

