


MICRO 20x20



Properties

Size	20x20
Shape	Square
Surface	Matt
Colours	White, Black, Beige, Gray, Multicolored
Texture	Concrete, Patchwork, Decor
Character	Porcelain, Frost resistance, Shade variation
Category	Wall tiles, Floor tiles, Patchwork & Art Deco, Stone & Concrete




23540 20x20 cm
Thickness 8.5
Package contains 1 m², 25


23539 20x20 cm
Thickness 8.5
Package contains 1 m², 25

23538 20x20 cm
Thickness 8.5
Package contains 1 m², 25

23541 20x20 cm
Thickness 8.5
Package contains 1 m², 25



23537 20x20 cm
Thickness 8.5
Package contains 1 m², 25




23635 20x20 cm
Thickness 8.5
Package contains 1 m², 25



23638 20x20 cm
Thickness 8.5
Package contains 1 m², 25



23542 20x20 cm
Thickness 8.5
Package contains 1 m², 25



23543 20x20 cm
Thickness 8.5
Package contains 1 m², 25



23547 20x20 cm
Thickness 8.5
Package contains 1 m², 25



23548 20x20 cm
Thickness 8.5
Package contains 1 m², 25



23549 20x20 cm
Thickness 8.5
Package contains 1 m², 25



23544 20x20 cm
Thickness 8.5
Package contains 1 m², 25



23550 20x20 cm
Thickness 8.5
Package contains 1 m², 25



23551 20x20 cm
Thickness 8.5
Package contains 1 m², 25



23552 20x20 cm
Thickness 8.5
Package contains 1 m², 25



23546 20x20 cm
Thickness 8.5
Package contains 1 m², 25

Explanations



Matte surface
Matt glaze tile.



Porcelain tiles

By pushing into the mold under high pressure remains in the ceramics minimum of air bubbles. It is then fired at high temperatures, making the final product hard, strong and abrasion resistant. At the same time, it is less absorbent. Located universal use in interior and exterior, on walls and floors. Sintered paving is especially suited to high-stressed areas such as tiles or building facades.



Frost resistance

Frost resistance is determined by the degree of water absorption of the tile (ie it does not provide water to freeze it). For tiles for indoor use is not required frost resistance and moisture absorption is usually more than 10 %. In contrast, frost-resistant glazed tiles have an absorption of up to 3 %. For exterior are suitable sintered tiles with water absorption below 0.5 %.

**Shade variation**

Individual tiles show fluctuations in color.