


HEXATILE 17,5x20




Properties


Size	17,5x20
Shape	Hexagon
Surface	Matt, Gloss
Colours	White, Black, Gray, Multicolored
Texture	Patchwork, Decor, Retro
Character	Porcelain, Frost resistance
Category	Wall tiles, Floor tiles, Patchwork & Art Deco, Retro style




20340 17,5x20 cm
Thickness 8.5
Package contains 0.714 m², 25



20338 17,5x20 cm
Thickness 8.5
Package contains 0.714 m², 25



21355 17,5x20 cm
Thickness 8.5
Package contains 0.714 m², 25



21356 17,5x20 cm
Thickness 8.5
Package contains 0.714 m², 25



20339 17,5x20 cm
Thickness 8.5
Package contains 0.714 m², 25



21357 17,5x20 cm
Thickness 8.5
Package contains 0.714 m², 25



20519 17,5x20 cm
Thickness 8.5
Package contains 0.714 m², 25

Explanations

MT

Matte surface

Matt glaze tile.

BR

Glossy surface

Glossy glaze tile.

PO

Porcelain tiles

By pushing into the mold under high pressure remains in the ceramics minimum of air bubbles. It is then fired at high temperatures, making the final product hard, strong and abrasion resistant. At the same time, it is less absorbent. Located universal use in interior and exterior, on walls and floors. Sintered paving is especially suited to high-stressed areas such as tiles or building facades.



Frost resistance

Frost resistance is determined by the degree of water absorption of the tile (ie it does not provide water to freeze it). For tiles for indoor use is not required frost resistance and moisture absorption is usually more than 10 %. In contrast, frost-resistant glazed tiles have an absorption of up to 3 %. For exterior are suitable sintered tiles with water absorption below 0.5 %.