

BOISERIE 20x80 / 20x20




Properties

Size	20x80 / 20x20
Shape	Square, Rectangle
Surface	Matt
Colours	White, Black, Beige, Other colors
Texture	Decor, Retro
Character	Porcelain, Frost resistance
Category	Wall tiles, Floor tiles, Retro style



REV1 20x20 cm
Thickness 11
Package contains 1.2 m², 30



REV2 20x20 cm
Thickness 11
Package contains 1.2 m², 30



TO 08 6,5x20 cm
Thickness 10



TOA 01 6,5x3 cm
Thickness



TOA 06 6,5x3 cm
Thickness



TOA 08 6,5x3 cm
Thickness



FIN 01
Thickness 12x20 cm
10



FIN 06
Thickness 12x20 cm
10



FINA 01
Thickness 12x3 cm



FINA 06
Thickness 12x3 cm



GE 01
Thickness 8x20 cm
10



GE 06
Thickness 8x20 cm
10



SQ 01
Thickness 6,5x20 cm
10



SQ 06
Thickness 6,5x20 cm
10



SQ 08
Thickness 6,5x20 cm
10



COP 01
Thickness 1x20 cm
10



COP 06
Thickness 1x20 cm
10




COP 08
Thickness 1x20 cm
10




ZO 01
Thickness 20x20 cm
10



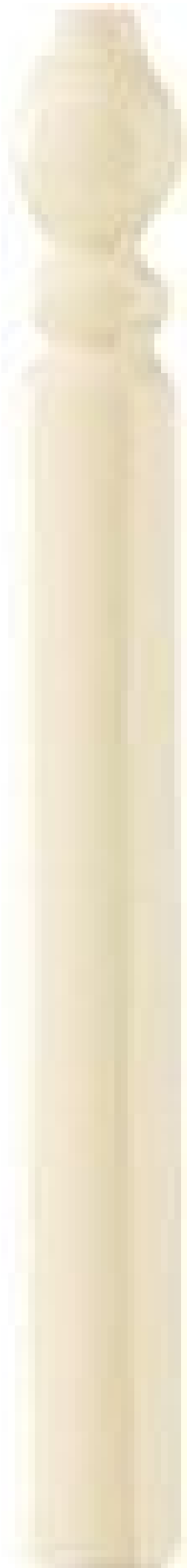
ZO 06
Thickness 20x20 cm
10



ZOA 01
2x20 cm



ZOA 06
2x20 cm



BOI 01
Thickness 20x80 cm
10



BOI 06
Thickness 20x80 cm
10



TO 06
Thickness 6,5x20 cm
10

Explanations

MT

Matte surface

Matt glaze tile.

PO

Porcelain tiles

By pushing into the mold under high pressure remains in the ceramics minimum of air bubbles. It is then fired at high temperatures, making the final product hard, strong and abrasion resistant. At the same time, it is less absorbent. Located universal use in interior and exterior, on walls and floors. Sintered paving is especially suited to high-stressed areas such as tiles or building facades.



Frost resistance

Frost resistance is determined by the degree of water absorption of the tile (ie it does not provide water to freeze it). For tiles for indoor use is not required frost resistance and moisture absorption is usually more than 10 %. In contrast, frost-resistant glazed tiles have an absorption of up to 3 %. For exterior are suitable sintered tiles with water absorption below 0.5 %.