




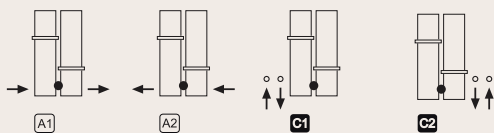


# OTHELLO TWIN SLIM

| hxb<br>(cm)   | n<br>numero<br>elementi/<br>elements<br>number | peso a<br>vuoto/<br>weight<br>empty<br>(kg) | volume<br>d'acqua/<br>water<br>volume<br>(dm <sup>3</sup> ) | a<br>(cm) | c<br>(cm) | d<br>(cm) | e<br>(cm) | Qs resa<br>termica/<br>thermal yield<br>Δt 50°C (watt)                            | Q potenza<br>elettrica/<br>electrical power<br>(watt)                               | versione mista/<br>combined<br>version  | fissa/<br>not<br>opening  | fissa/<br>not<br>opening  |
|---|--|---|---|-----------|-----------|-----------|-----------|---|---|---|---|---|
|   |  |   |   |           |           |           |           |  |  |  |  |  |
| versione verticale con due barre/vertical version with two bars |  |   |   |           |           |           |           |   |   |   |   |   |
| 189,0x46,0  | 2  | 20,0  | 1,8   | 4,5       | 63        | 14,8      | 63        | 860   | -   | -   | •   | -   |

Per connessioni di tipo:  
For connections type:



- = posizione diaframma  
position of the diverter
- Xn = allacci per impianti bitubo  
/connections for double-pipe plants
- Xn = allacci per impianti monotubo  
/connections for mono-pipe plants

\*.  
utilizzando valvole Ridea  
Z.  
interasse 3,5 cm per tubi rame  
e multistrato; attacchi per tubo  
ferro filettato non disponibili  
~~~~~  
\*.  
using Ridea valves  
Z.  
3,5 cm centre to centre distance  
for copper and multilayer pipes;  
not available connections for  
threaded iron pipes

