

**Bestellcode:** ZL4915L

## Grundinformation

**Marke:** Polysan

**Serie:** ZOOM

## Größe

**Breite:** 900 mm

**Höhe:** 2000 mm

## Eigenschaften

**Farbenprofil:** Chrom - Poliertem Aluminium

**Form:** Tür zum Kombinieren

**Öffnungsarten:** Klapptür

**Richtung der Öffnung:** Links

**Glasfarbe:** Klarglas

**Glasbehandlung:** Antidrop

**Glasdicke:** 6 mm

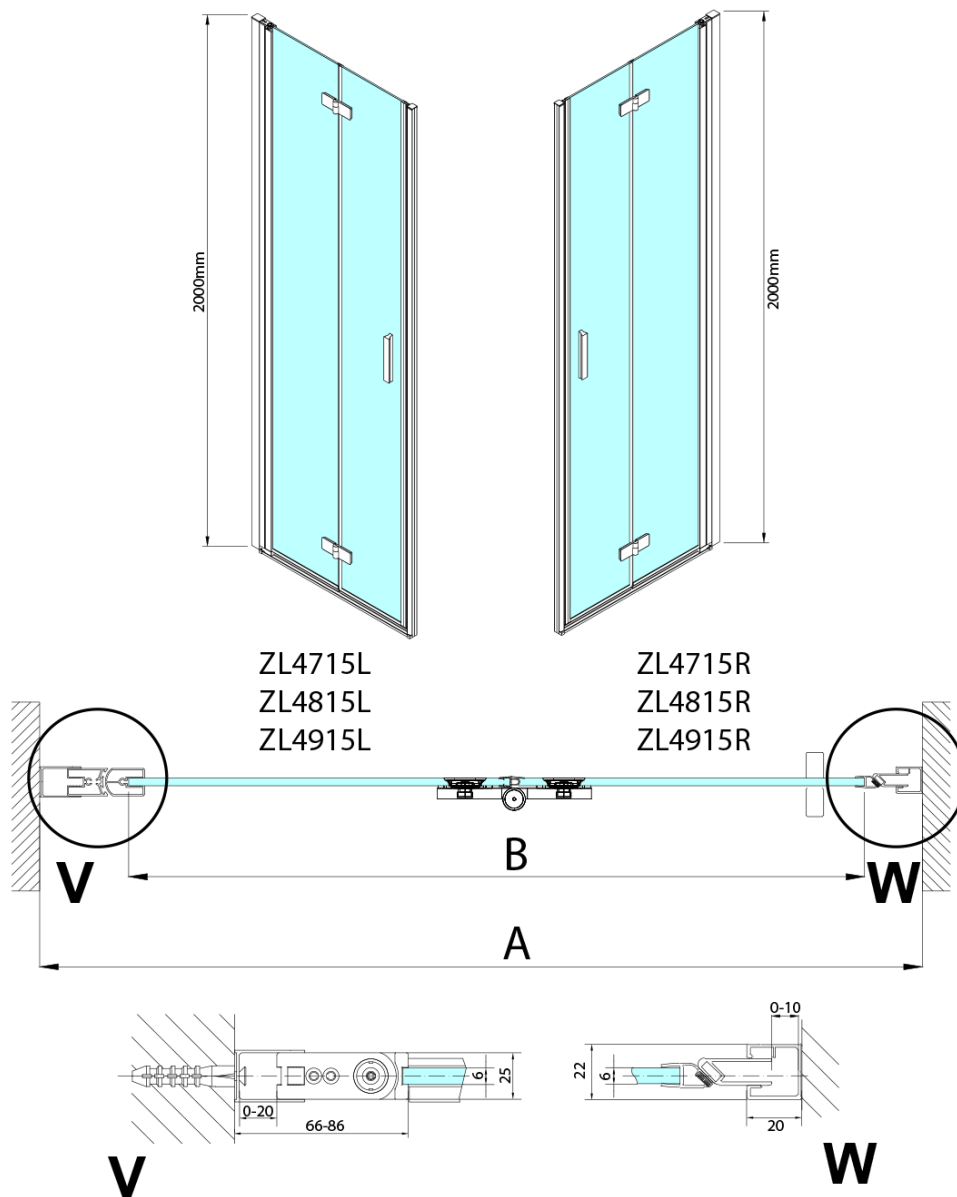
**Gewicht / Stück:** 31.0 kg

**Verpackung:** 1 Stück

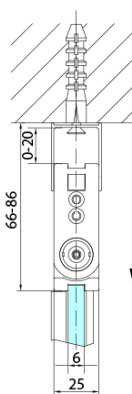
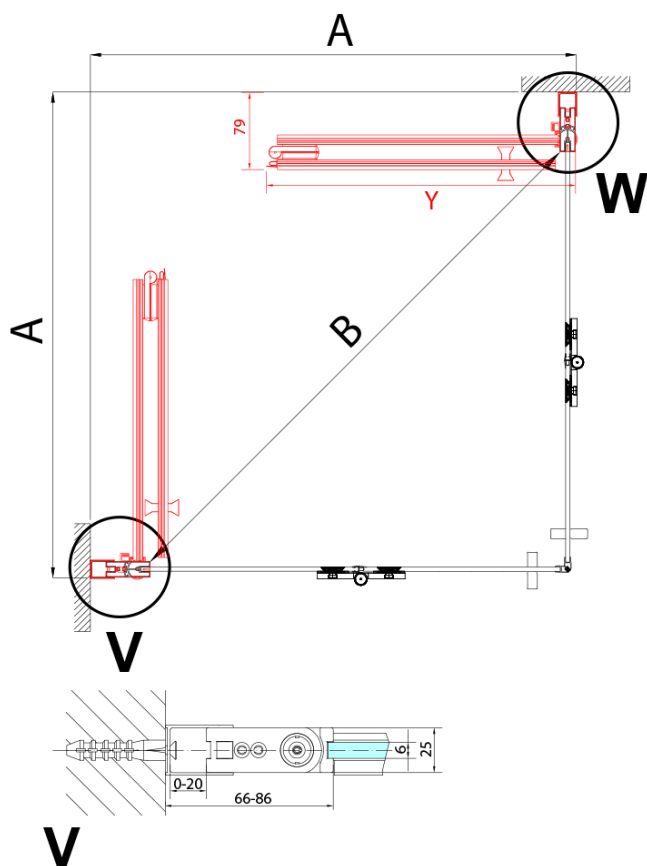
**Garantie:** 3 Jahre



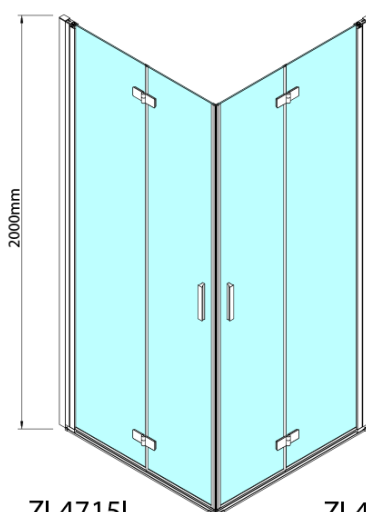
Technisches Arbeitsblatt



Model	A	B
ZL4715	685-715	697
ZL4815	785-815	797
ZL4915	885-915	897



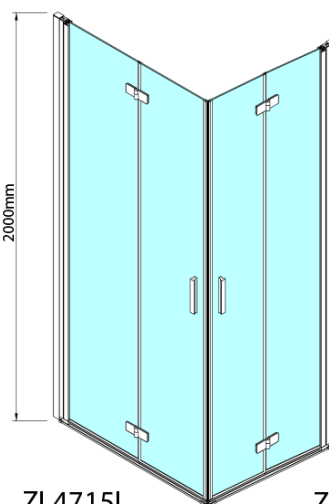
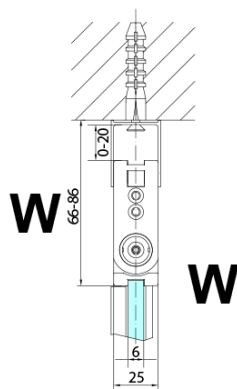
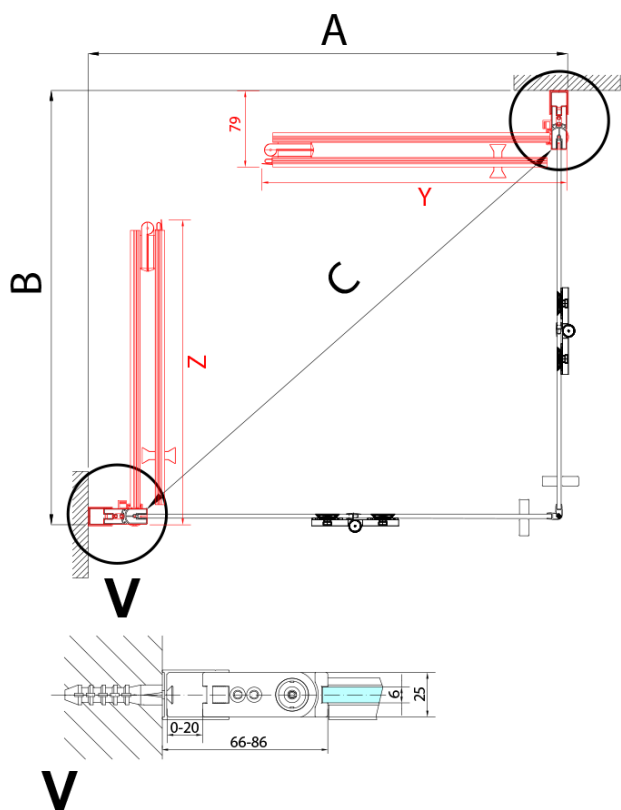
Model	A	B	Y
ZL4715	670-690	837	339
ZL4815	770-790	978	378
ZL4915	870-890	1119	438



ZL4715L  
ZL4815L  
ZL4915L

ZL4715R  
ZL4815R  
ZL4915R

Model L		Model R	A	B	C	Y	Z
ZL4715L	+	ZL4815R	670-690	770-790	907	378	339
ZL4715L	+	ZL4915R	670-690	870-890	978	438	339
ZL4815L	+	ZL4915R	770-790	870-890	1048	438	378
ZL4815L	+	ZL4715R	770-790	670-690	907	339	378
ZL4915L	+	ZL4715R	870-890	670-690	978	339	438
ZL4915L	+	ZL4815R	870-890	770-790	1048	378	438



ZL4715L  
ZL4815L  
ZL4915L

ZL4715R  
ZL4815R  
ZL4915R