

FORTIS Rechteckige Duschkabine 1500x1200 mm, Eckeingang



Bestellcode: FL1115LFL1012R

Größe

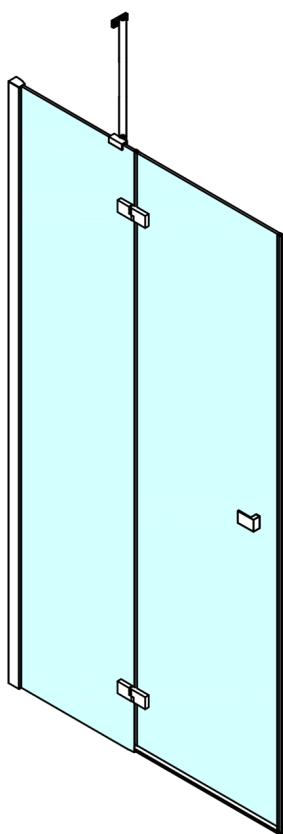
Breite: 1500 mm
Höhe: 2000 mm
Tiefe: 1200 mm

Eigenschaften

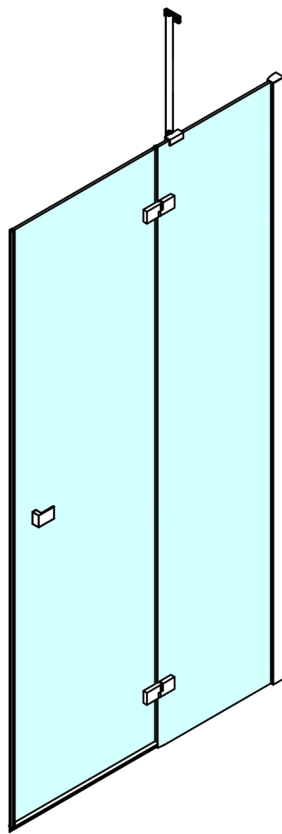
Garantie: 2 Jahre



Technisches Arbeitsblatt

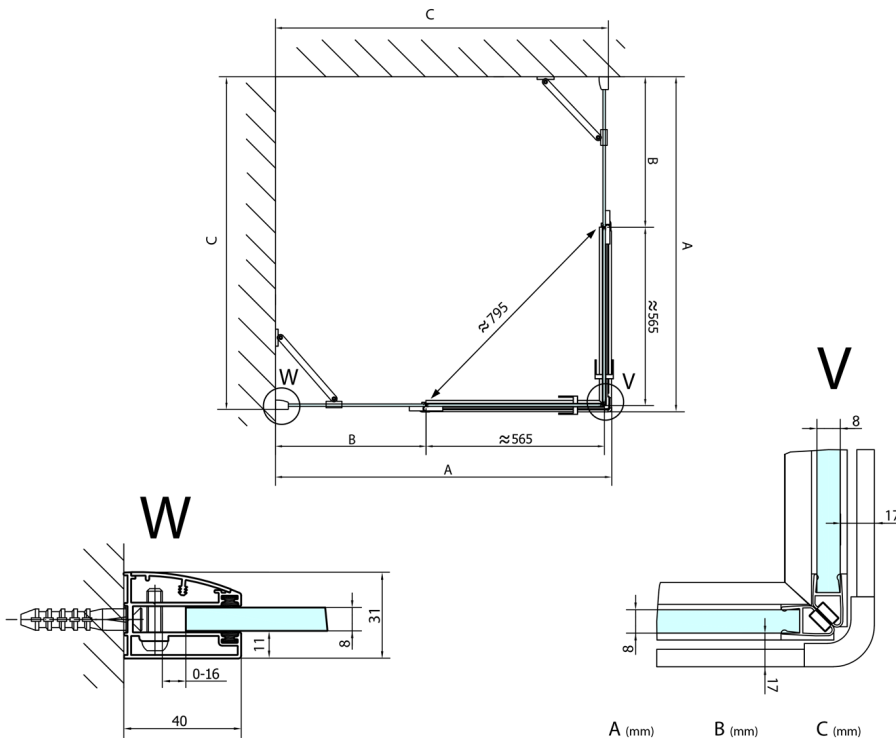


FL10xxL
FL11xxL



FL10xxR
FL11xxR

FORTIS Rechteckige Duschkabine 1500x1200 mm, EckEinstieg



	A (mm)	B (mm)	C (mm)
FL1080	785-801	≈ 210	779-795
FL1090	885-901	≈ 310	879-895
FL1010	985-1001	≈ 410	979-995
FL1011	1085-1101	≈ 510	1079-1095
FL1012	1185-1201	≈ 610	1179-1195
FL1113	1285-1301	≈ 710	1279-1295
FL1114	1385-1401	≈ 810	1379-1395
FL1115	1485-1501	≈ 910	1479-1495