

FORTIS Rechteckige Duschkabine 1100x800 mm, Eckeinstieg

Bestellcode: FL1011LFL1080R

Größe

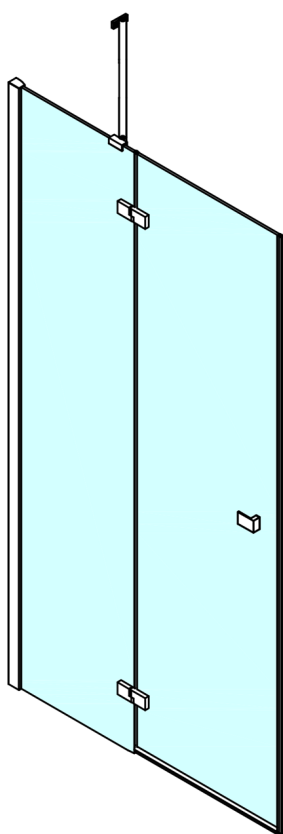
Breite: 1100 mm
 Höhe: 2000 mm
 Tiefe: 800 mm

Eigenschaften


Garantie: 2 Jahre



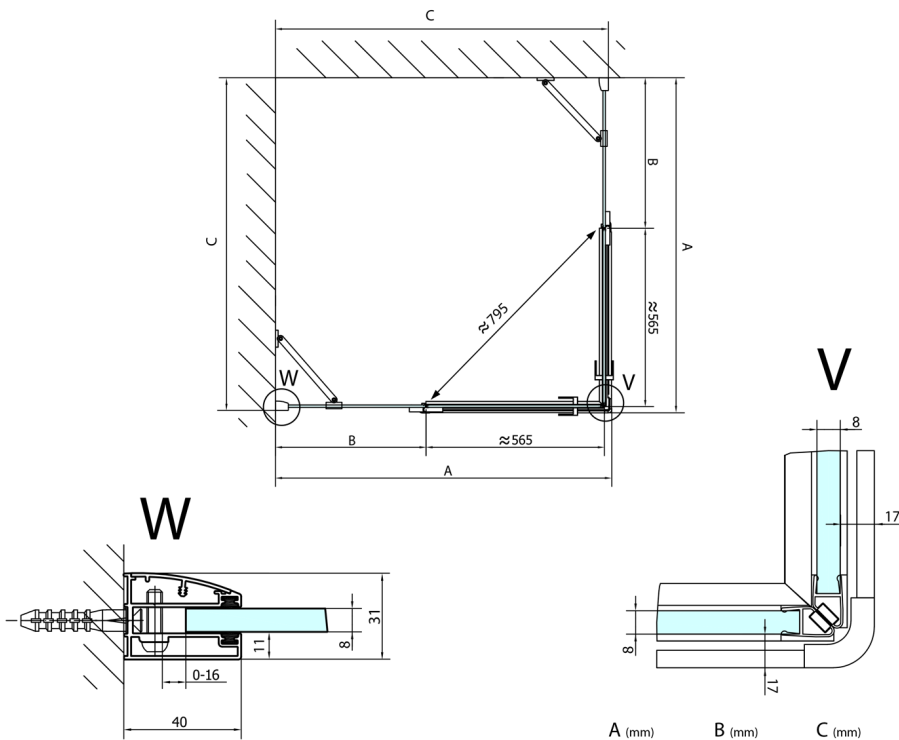
Technisches Arbeitsblatt



FL10xxL
 FL11xxL



FL10xxR
 FL11xxR



	A (mm)	B (mm)	C (mm)
FL1080	785-801	≈ 210	779-795
FL1090	885-901	≈ 310	879-895
FL1010	985-1001	≈ 410	979-995
FL1011	1085-1101	≈ 510	1079-1095
FL1012	1185-1201	≈ 610	1179-1195
FL1113	1285-1301	≈ 710	1279-1295
FL1114	1385-1401	≈ 810	1379-1395
FL1115	1485-1501	≈ 910	1479-1495