



# OUTDOOR TILES 20 mm



## WAYS OF LAYING THE TILE



\* 1 Elevated placement with plots.

2 Placement on gravel or sand.

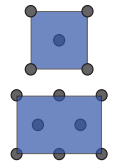
3 Placement on grass.

4 Traditional placement.


\*

Alaplana recommends the use of 5 plots for pieces of 60x60 cm.

Alaplana recommends the use of 8 plots for pieces of 60x90 cm.



## WHERE TO TILE



TERRACES



DRIVEWAYS



PARKING



BEACHES




SWIMMING POOLS



URBAN SPACES



RESORTS & SPAS



INDUSTRIAL ZONES

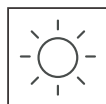
## ADVANTAGES



Acid resistance



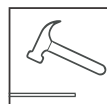
Frost resistance



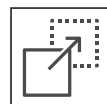
Sun resistance



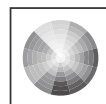
Fire resistance



Flexion resistance



Easily replaced



Stable colors



Anti-slip